

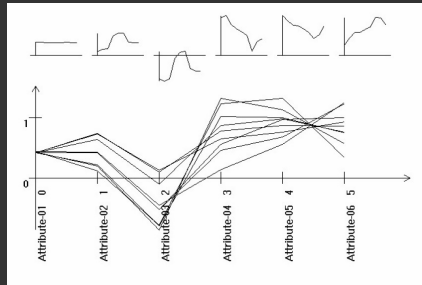
Building parallel coordinates

Lucas Rizoli
CPSC 533C, November 2006

Correlation
Partial similarity of paths
More than 3 dimensions

Sequence
Separability of paths
More than a dozen dimensions

Order of axes

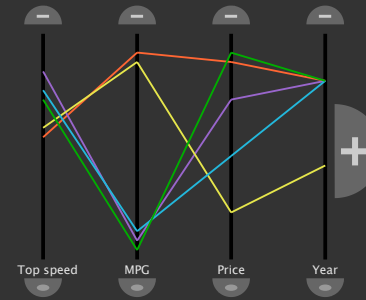
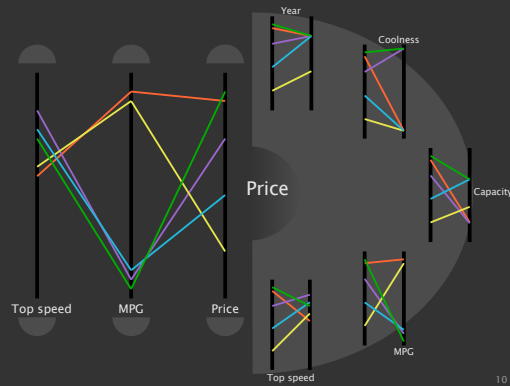
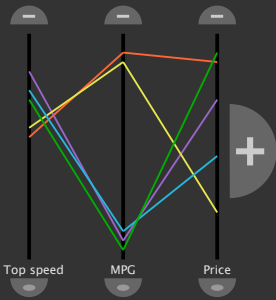


(from X. Zhao, B. Liu, T. M. Tirpak, and A. Schaller (2004))

Dimensional reduction
Computer-controlled ordering
Manual axis shuffling

Simple
Inexpensive
User control

Build
Look ahead
Simplify
Refine



Efficiency
Space
Comparison
Directionality

Simple tasks
Shuffling vs. Fan-menus
Time, satisfaction

* A. Inselberg and T. Avidan. The automated multidimensional detective. In *INFOVIS '99: Proceedings of the 1999 IEEE Symposium on Information Visualization*, page 112, Washington, DC, USA, 1999. IEEE Computer Society.

* A. Inselberg and B. Dimsdale. Parallel coordinates: a tool for visualizing multi-dimensional geometry. In *VIS '90: Proceedings of the 1st conference on Visualization '90*, pages 361-378, Los Alamitos, CA, USA, 1990. IEEE Computer Society Press.

* J. Callahan, D. Hopkins, M. Weiser, and B. Shneiderman. An empirical comparison of pie vs. linear menus. In *CHI '88: Proceedings of the SIGCHI conference on Human factors in computing systems*, pages 95-100, New York, NY, USA, 1988. ACM Press.

* J. Yang, W. Peng, M. O. Ward, and E. A. Rundensteiner. Interactive hierarchical dimension ordering, spacing and filtering for exploration of high dimensional datasets. In *INFOVIS '03: Proceedings of the Proceedings of the 2003 IEEE Symposium on Information Visualization*, page 14, 2003.

* K. Zhao, B. Liu, T. M. Tirpak, and A. Schaller. V-miner: using enhanced parallel coordinates to mine product design and test data. In *KDD '04: Proceedings of the tenth ACM SIGKDD international conference on Knowledge discovery and data mining*, pages 494-502, New York, NY, USA, 2004. ACM Press.