

# Drawful Miscommunication (Solution)

Each word on each card corresponds to one image. Each card has a rule in how the words need to be changed to actually fit their image.

Card 1: Add the same letter to the beginning and end of each word.

Card 2: Read the word backwards.

Card 3: Each word starts with a phonetic letter (e.g. S-CAPE, B-NIE) that has to be removed to arrive at a new word, in some cases with spelling changes as well (e.g. NIE becomes KNEE).

Card 4: Each word has a TH that, when mispronounced, becomes a phonetic S. Again, spelling changes in some cases (e.g. FAITH → FAIS → FACE).

Card 5: Only keep every second letter of each word.

The letter pairs next to each word, if sorted to match the images, spell “APPLY FIRST THREE CARD RULES INVERTED TO THE LEFTOVER IMAGE”. Following the instructions, the image of an ENGINE becomes NGIN, then NIGN, then BENIGN, which is the answer to the puzzle.

FICTIONARY	FICTIONARY	FICTIONARY	FICTIONARY	FICTIONARY
GE   SHIPS	EF   LIAR <> RAIL	AR   ESCAPE	RE   FAITH > FACE	IR   SHOULDERS
EC   REVOLVER	PL   LIVED <> DEVIL	IN   BEANIE (KNEE)	ES   THINK > SINK	EL   BARBARIAN
ED   ECLIPSE	TH   REMIT <> TIMER	UL   EMPIRE (PYRE)	MA   PATH > PASS	VE   PREGNANCY
ST   YEARLY	YF   SPOOL <> LOOPS	DR   EXCITE	AP   BREATH > BRASS	TH   FURLONG
RT   NEURON	RI   REPAID <> DIAPER	TO   ICE CREAM (SCREAM)	TO   THIGH > SIGH	VE   CRUMBLE



AP



PL



YF



IR



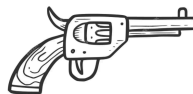
ST



TH



RE



EC



AR

[Sweeten et al 2023]

DR



UL



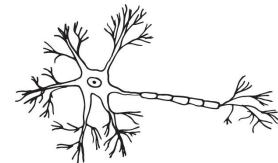
ES




IN



VE



RT



ED




TO



TH



EL



EF



TO




VE



RI



MA



GE

