

Stochastic Simulation

- **Idea:** probabilities \leftrightarrow samples
- Get probabilities from samples:

X	<i>count</i>
x_1	n_1
\vdots	\vdots
x_k	n_k
<i>total</i>	m

 \leftrightarrow

X	<i>probability</i>
x_1	n_1/m
\vdots	\vdots
x_k	n_k/m

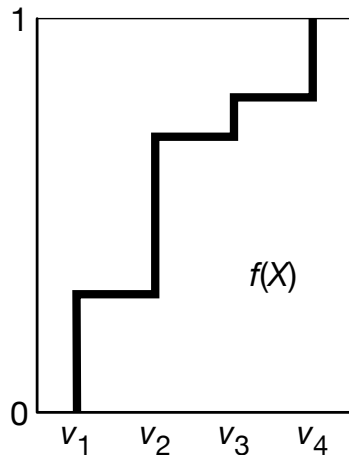
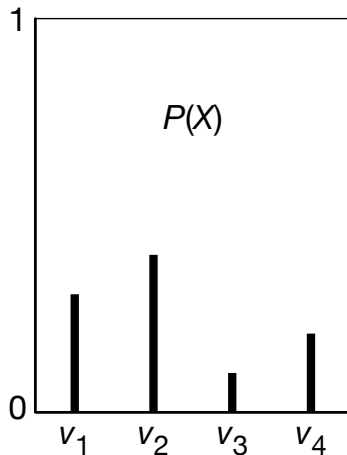
- If we could sample from a variable's (posterior) probability, we could estimate its (posterior) probability.

Generating samples from a distribution

For a variable X with a discrete domain or a (one-dimensional) real domain:

- Totally order the values of the domain of X .
- Generate the cumulative probability distribution:
 $f(x) = P(X \leq x)$.
- Select a value y uniformly in the range $[0, 1]$.
- Select the x such that $f(x) = y$.

Cumulative Distribution



Hoeffding's inequality

Theorem (Hoeffding): Suppose p is the true probability, and s is the sample average from n independent samples; then

$$P(|s - p| > \epsilon) \leq 2e^{-2n\epsilon^2}.$$

Guarantees a **probably approximately correct** estimate of probability.

Hoeffding's inequality

Theorem (Hoeffding): Suppose p is the true probability, and s is the sample average from n independent samples; then

$$P(|s - p| > \epsilon) \leq 2e^{-2n\epsilon^2}.$$

Guarantees a **probably approximately correct** estimate of probability.

If you are willing to have an error greater than ϵ in δ of the cases, solve $2e^{-2n\epsilon^2} < \delta$ for n , which gives

$$n > \frac{-\ln \frac{\delta}{2}}{2\epsilon^2}.$$

Hoeffding's inequality

Theorem (Hoeffding): Suppose p is the true probability, and s is the sample average from n independent samples; then

$$P(|s - p| > \epsilon) \leq 2e^{-2n\epsilon^2}.$$

Guarantees a **probably approximately correct** estimate of probability.

If you are willing to have an error greater than ϵ in δ of the cases, solve $2e^{-2n\epsilon^2} < \delta$ for n , which gives

$$n > \frac{-\ln \frac{\delta}{2}}{2\epsilon^2}.$$

ϵ	δ	n
0.1	0.05	185
0.01	0.05	18,445
0.1	0.01	265

Forward sampling in a belief network

- Sample the variables one at a time; sample parents of X before sampling X .
- Given values for the parents of X , sample from the probability of X given its parents.

Rejection Sampling

- To estimate a posterior probability given evidence $Y_1 = v_1 \wedge \dots \wedge Y_j = v_j$:
- Reject any sample that assigns Y_i to a value other than v_i .
- The non-rejected samples are distributed according to the posterior probability:

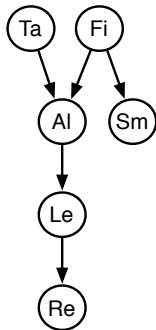
$$P(\alpha \mid \text{evidence}) \approx \frac{\sum_{\text{sample} \models \alpha} 1}{\sum_{\text{sample}} 1}$$

where we consider only samples consistent with evidence.

Rejection Sampling Example: $P(ta \mid sm, re)$

Observe $Sm = true, Re = true$

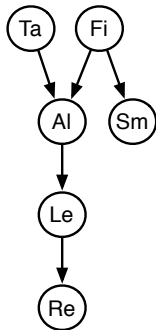
	Ta	Fi	Al	Sm	Le	Re
s_1	false	true	false	true	false	false



Rejection Sampling Example: $P(ta \mid sm, re)$

Observe $Sm = true, Re = true$

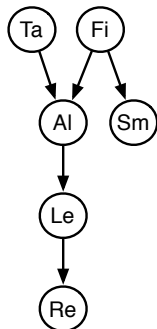
	Ta	Fi	Al	Sm	Le	Re	
s_1	false	true	false	true	false	false	X
s_2	false	true	true	true	true	true	



Rejection Sampling Example: $P(ta \mid sm, re)$

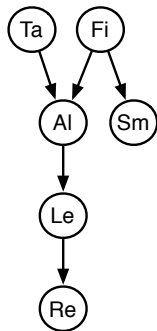
Observe $Sm = true, Re = true$

	Ta	Fi	Al	Sm	Le	Re	
s_1	false	true	false	true	false	false	X
s_2	false	true	true	true	true	true	✓
s_3	true	false	true	false			



Rejection Sampling Example: $P(ta \mid sm, re)$

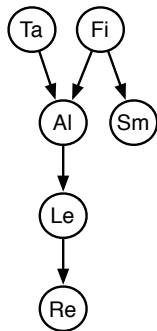
Observe $Sm = true, Re = true$



	Ta	Fi	Al	Sm	Le	Re	
s_1	false	true	false	true	false	false	✗
s_2	false	true	true	true	true	true	✓
s_3	true	false	true	false	—	—	✗
s_4	true	true	true	true	true	true	

Rejection Sampling Example: $P(ta \mid sm, re)$

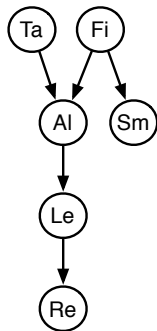
Observe $Sm = true, Re = true$



	Ta	Fi	Al	Sm	Le	Re	
s_1	false	true	false	true	false	false	✗
s_2	false	true	true	true	true	true	✓
s_3	true	false	true	false	—	—	✗
s_4	true	true	true	true	true	true	✓
...							
s_{1000}	false	false	false	false			

Rejection Sampling Example: $P(ta \mid sm, re)$

Observe $Sm = true, Re = true$



	Ta	Fi	Al	Sm	Le	Re	
s_1	false	true	false	true	false	false	✗
s_2	false	true	true	true	true	true	✓
s_3	true	false	true	false	—	—	✗
s_4	true	true	true	true	true	true	✓
...							
s_{1000}	false	false	false	false	—	—	✗

$$P(sm) = 0.02$$

$$P(re \mid sm) = 0.32$$

How many samples are rejected?

How many samples are used?

Importance Sampling

- Samples have weights: a real number associated with each sample that takes the evidence into account.
- Probability of a proposition is weighted average of samples:

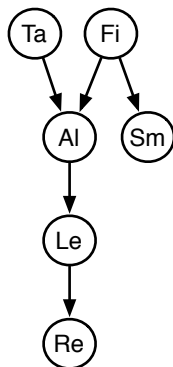
$$P(\alpha \mid \text{evidence}) \approx \frac{\sum_{\text{sample} \models \alpha} \text{weight}(\text{sample})}{\sum_{\text{sample}} \text{weight}(\text{sample})}$$

- Mix exact inference with sampling: don't sample all of the variables, but weight each sample according to $P(\text{evidence} \mid \text{sample})$.

Importance Sampling (Likelihood Weighting)

```
procedure likelihood_weighting( $Bn, e, Q, n$ ):  
   $ans[1 : k] := 0$  where  $k$  is size of  $dom(Q)$   
  repeat  $n$  times:  
     $weight := 1$   
    for each variable  $X_i$  in order:  
      if  $X_i = o_i$  is observed  
         $weight := weight \times P(X_i = o_i \mid parents(X_i))$   
      else assign  $X_i$  a random sample of  $P(X_i \mid parents(X_i))$   
    if  $Q$  has value  $v$ :  
       $ans[v] := ans[v] + weight$   
  return  $ans / \sum_v ans[v]$ 
```


Importance Sampling Example: $P(ta \mid sm, re)$



	Ta	Fi	Al	Le	Weight
s_1	true	false	true	false	
s_2	false	true	false	false	
s_3	false	true	true	true	
s_4	true	true	true	true	
...					
s_{1000}	false	false	true	true	

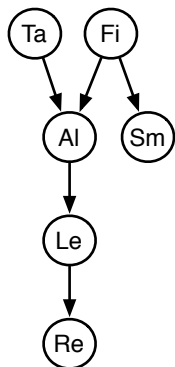
$$P(sm \mid fi) = 0.9$$

$$P(sm \mid \neg fi) = 0.01$$

$$P(re \mid le) = 0.75$$

$$P(re \mid \neg le) = 0.01$$

Importance Sampling Example: $P(ta \mid sm, re)$



	Ta	Fi	Al	Le	Weight
s_1	true	false	true	false	0.01×0.01
s_2	false	true	false	false	0.9×0.01
s_3	false	true	true	true	0.9×0.75
s_4	true	true	true	true	0.9×0.75
...					
s_{1000}	false	false	true	true	0.01×0.75

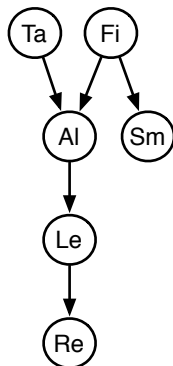
$$P(sm \mid fi) = 0.9$$

$$P(sm \mid \neg fi) = 0.01$$

$$P(re \mid le) = 0.75$$

$$P(re \mid \neg le) = 0.01$$

Importance Sampling Example: $P(le \mid sm, ta, \neg re)$



$$P(ta) = 0.02$$

$$P(fi) = 0.01$$

$$P(al \mid fi \wedge ta) = 0.5$$

$$P(al \mid fi \wedge \neg ta) = 0.99$$

$$P(al \mid \neg fi \wedge ta) = 0.85$$

$$P(al \mid \neg fi \wedge \neg ta) = 0.0001$$

$$P(sm \mid fi) = 0.9$$

$$P(sm \mid \neg fi) = 0.01$$

$$P(le \mid al) = 0.88$$

$$P(le \mid \neg al) = 0.001$$

$$P(re \mid le) = 0.75$$

$$P(re \mid \neg le) = 0.01$$

Computing Expectations & Proposal Distributions

Expected value of f with respect to distribution P :

$$\mathcal{E}_P(f) = \sum_w f(w) * P(w)$$

Computing Expectations & Proposal Distributions

Expected value of f with respect to distribution P :

$$\begin{aligned}\mathcal{E}_P(f) &= \sum_w f(w) * P(w) \\ &\approx \frac{1}{n} \sum_s f(s)\end{aligned}$$

s is sampled with probability P . There are n samples.

Computing Expectations & Proposal Distributions

Expected value of f with respect to distribution P :

$$\begin{aligned}\mathcal{E}_P(f) &= \sum_w f(w) * P(w) \\ &\approx \frac{1}{n} \sum_s f(s)\end{aligned}$$

s is sampled with probability P . There are n samples.

$$\mathcal{E}_P(f) = \sum_w f(w) * P(w) / Q(w) * Q(w)$$

Computing Expectations & Proposal Distributions

Expected value of f with respect to distribution P :

$$\begin{aligned}\mathcal{E}_P(f) &= \sum_w f(w) * P(w) \\ &\approx \frac{1}{n} \sum_s f(s)\end{aligned}$$

s is sampled with probability P . There are n samples.

$$\begin{aligned}\mathcal{E}_P(f) &= \sum_w f(w) * P(w) / Q(w) * Q(w) \\ &\approx \frac{1}{n} \sum_s f(s) * P(s) / Q(s)\end{aligned}$$

s is selected according the distribution Q .

The distribution Q is called a **proposal distribution**.

$P(c) > 0$ then $Q(c) > 0$.

Particle Filtering

Importance sampling can be seen as:

for each particle:

for each variable:

sample / absorb evidence / update query

where **particle** is one of the samples.

Particle Filtering

Importance sampling can be seen as:

for each particle:

for each variable:

sample / absorb evidence / update query

where **particle** is one of the samples.

Instead we could do:

for each variable:

for each particle:

sample / absorb evidence / update query

Why?

Particle Filtering

Importance sampling can be seen as:

for each particle:

for each variable:

sample / absorb evidence / update query

where **particle** is one of the samples.

Instead we could do:

for each variable:

for each particle:

sample / absorb evidence / update query

Why?

- We can have a new operation of resampling
- It works with infinitely many variables (e.g., HMM)

Particle Filtering for HMMs

- Start with random chosen particles (say 1000)
- Each particle represents a history.
- Initially, sample states in proportion to their probability.
- Repeat:
 - ▶ **Absorb evidence**: weight each particle by the probability of the evidence given the state of the particle.
 - ▶ **Resample**: select each particle at random, in proportion to the weight of the particle.
Some particles may be duplicated, some may be removed. All new particles have same weight.
 - ▶ **Transition**: sample the next state for each particle according to the transition probabilities.

To answer a query about the current state, use the set of particles as data.

Markov Chain Monte Carlo

To sample from a distribution P :

- Create (ergodic and aperiodic) Markov chain with P as equilibrium distribution.

Let $T(S_{i+1} | S_i)$ be the transition probability.

- Given state s , sample state s' from $T(S | s)$

Markov Chain Monte Carlo

To sample from a distribution P :

- Create (ergodic and aperiodic) Markov chain with P as equilibrium distribution.

Let $T(S_{i+1} | S_i)$ be the transition probability.

- Given state s , sample state s' from $T(S | s)$
- After a while, the states sampled will be distributed according to P .

Markov Chain Monte Carlo

To sample from a distribution P :

- Create (ergodic and aperiodic) Markov chain with P as equilibrium distribution.

Let $T(S_{i+1} | S_i)$ be the transition probability.

- Given state s , sample state s' from $T(S | s)$
- After a while, the states sampled will be distributed according to P .
- Ignore the first samples “burn-in”
— use the remaining samples.
- Samples are not independent of each other
“autocorrelation”.

Sometimes use subset (e.g., 1/1000) of them “thinning”

Markov Chain Monte Carlo

To sample from a distribution P :

- Create (ergodic and aperiodic) Markov chain with P as equilibrium distribution.

Let $T(S_{i+1} | S_i)$ be the transition probability.

- Given state s , sample state s' from $T(S | s)$
- After a while, the states sampled will be distributed according to P .
- Ignore the first samples “burn-in”
— use the remaining samples.
- Samples are not independent of each other
“autocorrelation”.

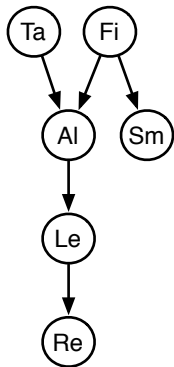
Sometimes use subset (e.g., 1/1000) of them “thinning”

- **Gibbs sampler**: sample each non-observed variable from the distribution of the variable given the current (or observed) value of the variables in its Markov blanket.

Gibbs Sampling Example: $P(ta \mid sm, re)$

	Ta	Fi	Al	Le
s_1	true	false	false	true

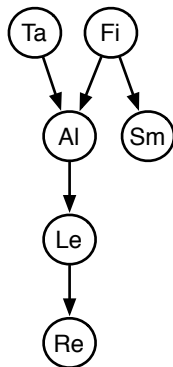
Select Le .



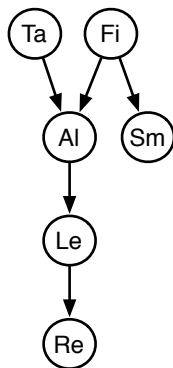
Gibbs Sampling Example: $P(ta \mid sm, re)$

	Ta	Fi	Al	Le
s_1	true	false	false	true

Select Le . Sample from $P(Le \mid \neg al \wedge re)$

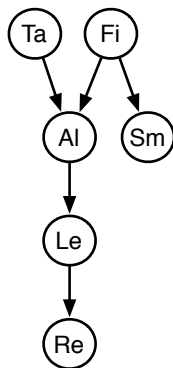


Gibbs Sampling Example: $P(ta \mid sm, re)$



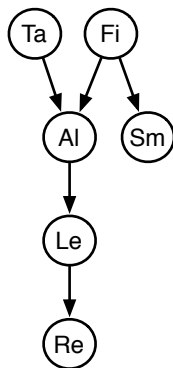
	Ta	Fi	Al	Le
s_1	true	false	false	true
Select Le . Sample from $P(Le \mid \neg al \wedge re)$				
s_2	true	false	false	false

Gibbs Sampling Example: $P(ta \mid sm, re)$



	Ta	Fi	Al	Le
s_1	true	false	false	true
Select <i>Le</i> . Sample from $P(Le \mid \neg al \wedge re)$				
s_2	true	false	false	false
Select <i>Fi</i> .				

Gibbs Sampling Example: $P(ta \mid sm, re)$



	Ta	Fi	Al	Le
--	----	----	----	----

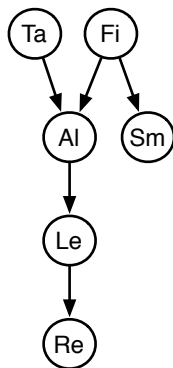
s_1	true	false	false	true
-------	------	-------	-------	------

Select *Le*. Sample from $P(Le \mid \neg al \wedge re)$

s_2	true	false	false	false
-------	------	-------	-------	-------

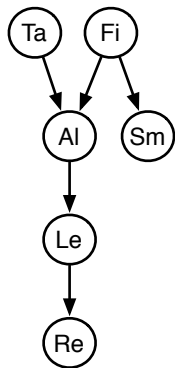
Select *Fi*. Sample from $P(Fi \mid ta \wedge \neg al \wedge sm)$

Gibbs Sampling Example: $P(ta \mid sm, re)$



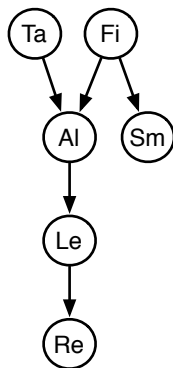
	Ta	Fi	Al	Le
s_1	true	false	false	true
Select Le . Sample from $P(Le \mid \neg al \wedge re)$				
s_2	true	false	false	false
Select Fi . Sample from $P(Fi \mid ta \wedge \neg al \wedge sm)$				
s_3	true	true	false	false

Gibbs Sampling Example: $P(ta \mid sm, re)$



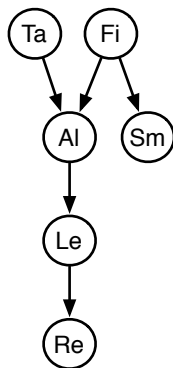
	Ta	Fi	Al	Le
s_1	true	false	false	true
Select Le . Sample from $P(Le \mid \neg al \wedge re)$				
s_2	true	false	false	false
Select Fi . Sample from $P(Fi \mid ta \wedge \neg al \wedge sm)$				
s_3	true	true	false	false
Select Al .				

Gibbs Sampling Example: $P(ta \mid sm, re)$



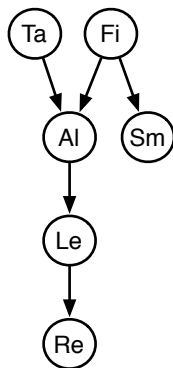
	Ta	Fi	Al	Le
s_1	true	false	false	true
Select Le . Sample from $P(Le \mid \neg al \wedge re)$				
s_2	true	false	false	false
Select Fi . Sample from $P(Fi \mid ta \wedge \neg al \wedge sm)$				
s_3	true	true	false	false
Select Al . Sample from $P(Al \mid ta \wedge fi \wedge \neg le)$				

Gibbs Sampling Example: $P(ta \mid sm, re)$



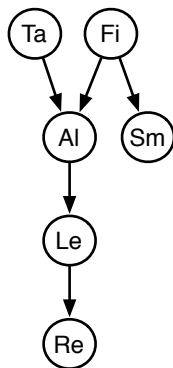
	Ta	Fi	Al	Le
s_1	true	false	false	true
Select Le . Sample from $P(Le \mid \neg al \wedge re)$				
s_2	true	false	false	false
Select Fi . Sample from $P(Fi \mid ta \wedge \neg al \wedge sm)$				
s_3	true	true	false	false
Select Al . Sample from $P(Al \mid ta \wedge fi \wedge \neg le)$				
s_4	true	true	true	false

Gibbs Sampling Example: $P(ta \mid sm, re)$



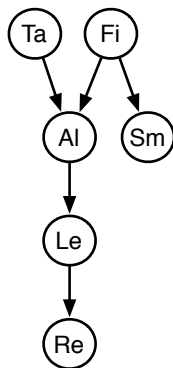
	Ta	Fi	Al	Le
s_1	true	false	false	true
Select Le . Sample from $P(Le \mid \neg al \wedge re)$				
s_2	true	false	false	false
Select Fi . Sample from $P(Fi \mid ta \wedge \neg al \wedge sm)$				
s_3	true	true	false	false
Select Al . Sample from $P(Al \mid ta \wedge fi \wedge \neg le)$				
s_4	true	true	true	false
Select Le .				

Gibbs Sampling Example: $P(ta \mid sm, re)$



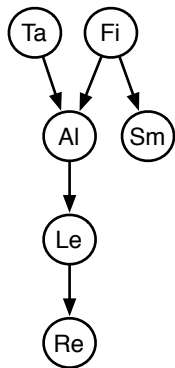
	Ta	Fi	Al	Le
s_1	true	false	false	true
Select Le . Sample from $P(Le \mid \neg al \wedge re)$				
s_2	true	false	false	false
Select Fi . Sample from $P(Fi \mid ta \wedge \neg al \wedge sm)$				
s_3	true	true	false	false
Select Al . Sample from $P(Al \mid ta \wedge fi \wedge \neg le)$				
s_4	true	true	true	false
Select Le . Sample from $P(Le \mid al \wedge re)$				

Gibbs Sampling Example: $P(ta \mid sm, re)$



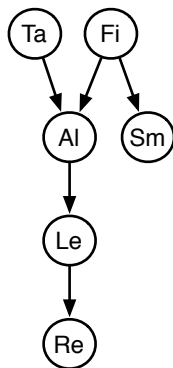
	Ta	Fi	Al	Le
s_1	true	false	false	true
Select Le . Sample from $P(Le \mid \neg al \wedge re)$				
s_2	true	false	false	false
Select Fi . Sample from $P(Fi \mid ta \wedge \neg al \wedge sm)$				
s_3	true	true	false	false
Select Al . Sample from $P(Al \mid ta \wedge fi \wedge \neg le)$				
s_4	true	true	true	false
Select Le . Sample from $P(Le \mid al \wedge re)$				
s_5	true	true	true	true

Gibbs Sampling Example: $P(ta \mid sm, re)$



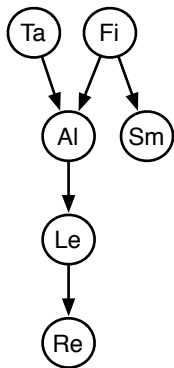
	Ta	Fi	Al	Le
s_1	true	false	false	true
Select Le . Sample from $P(Le \mid \neg al \wedge re)$				
s_2	true	false	false	false
Select Fi . Sample from $P(Fi \mid ta \wedge \neg al \wedge sm)$				
s_3	true	true	false	false
Select Al . Sample from $P(Al \mid ta \wedge fi \wedge \neg le)$				
s_4	true	true	true	false
Select Le . Sample from $P(Le \mid al \wedge re)$				
s_5	true	true	true	true
Select Ta .				

Gibbs Sampling Example: $P(ta \mid sm, re)$



	Ta	Fi	Al	Le
s_1	true	false	false	true
Select <i>Le</i> . Sample from $P(Le \mid \neg al \wedge re)$				
s_2	true	false	false	false
Select <i>Fi</i> . Sample from $P(Fi \mid ta \wedge \neg al \wedge sm)$				
s_3	true	true	false	false
Select <i>Al</i> . Sample from $P(Al \mid ta \wedge fi \wedge \neg le)$				
s_4	true	true	true	false
Select <i>Le</i> . Sample from $P(Le \mid al \wedge re)$				
s_5	true	true	true	true
Select <i>Ta</i> . Sample from $P(Ta \mid al \wedge fi)$				

Gibbs Sampling Example: $P(ta \mid sm, re)$



	Ta	Fi	Al	Le
s_1	true	false	false	true
Select <i>Le</i> . Sample from $P(Le \mid \neg al \wedge re)$				
s_2	true	false	false	false
Select <i>Fi</i> . Sample from $P(Fi \mid ta \wedge \neg al \wedge sm)$				
s_3	true	true	false	false
Select <i>Al</i> . Sample from $P(Al \mid ta \wedge fi \wedge \neg le)$				
s_4	true	true	true	false
Select <i>Le</i> . Sample from $P(Le \mid al \wedge re)$				
s_5	true	true	true	true
Select <i>Ta</i> . Sample from $P(Ta \mid al \wedge fi)$				
s_6	false	true	true	true
...				