

CPSC 213

Introduction to Computer Systems

Unit 1f

Dynamic Control Flow

Polymorphism and Switch Statements

Readings for Next Two to Three Lectures

▶ Text

- Switch Statements, Understanding Pointers
 - 2nd ed: 3.6.7, 3.10
 - 1st ed: 3.6.6, 3.11

Polymorphism

Back to Procedure Calls

▶ Static Method Invocations and Procedure Calls

- target method/procedure address is known statically

▶ in Java

- *static* methods are class methods
 - invoked by naming the class, not an object

```
public class A {  
    static void ping () {}  
}  
  
public class Foo {  
    static void foo () {  
        A.ping ();  
    }  
}
```

▶ in C

- specify procedure name

```
void ping () {}  
  
void foo () {  
    ping ();  
}
```

Polymorphism

▶ Invoking a method on an object in Java

- variable that stores the object has a static type
- object reference is dynamic and so is its type
 - object's type must implement the type of the referring variable
 - but object's type may override methods of this base type

▶ Polymorphic Dispatch

- target method address depends on the type of the referenced object
- one call site can invoke different methods at different times

```
class A {  
    void ping () {}  
    void pong () {}  
}
```

```
class B extends A {  
    void ping () {}  
    void wiff () {}  
}
```

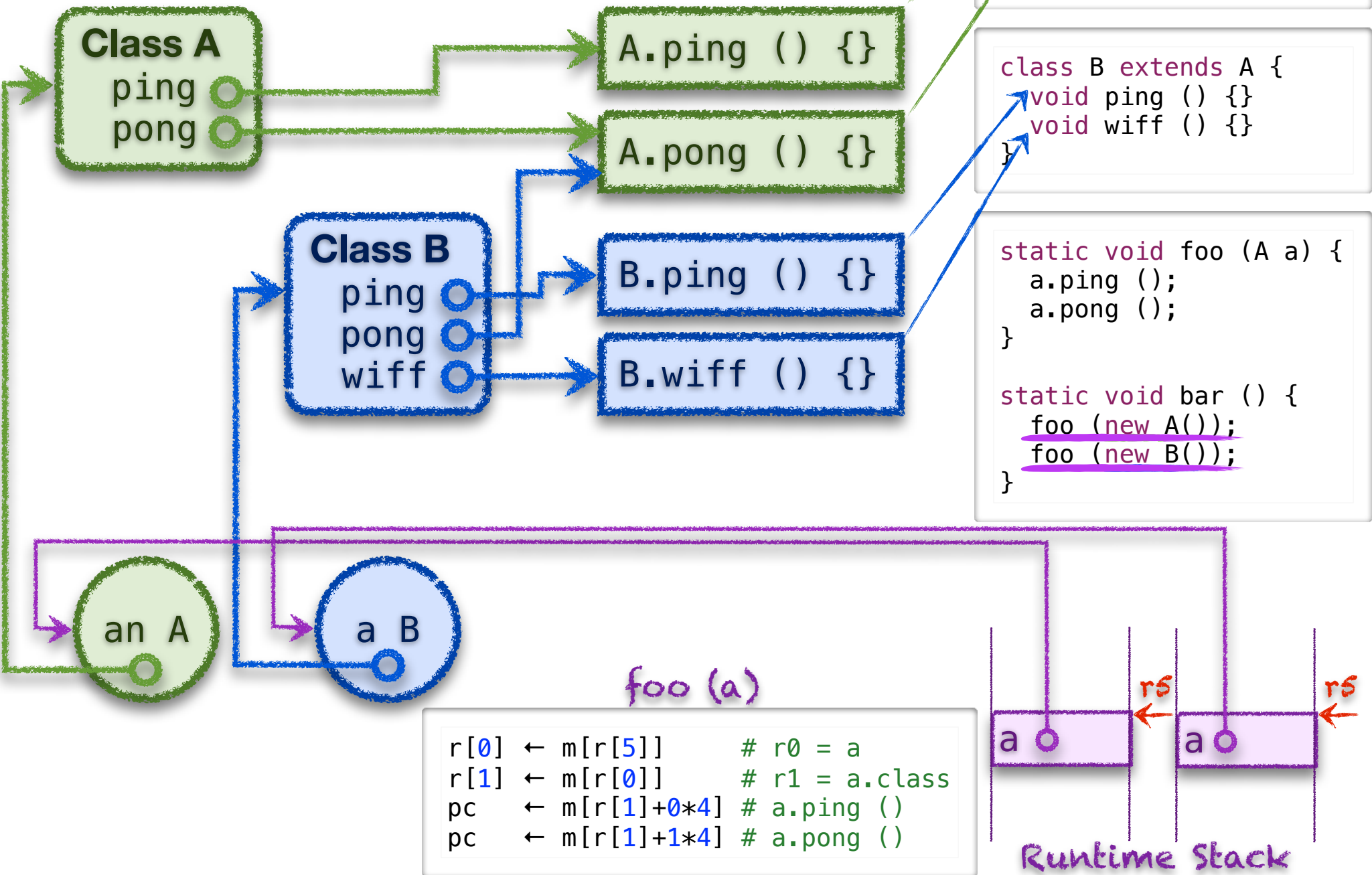
```
static void foo (A a) {  
    a.ping (); Which ping gets called?  
    a.pong ();  
}
```

```
static void bar () {  
    foo (new A());  
    foo (new B());  
}
```

Polymorphic Dispatch

- ▶ **Method address is determined dynamically**
 - compiler can not hardcode target address in procedure call
 - instead, compiler generates code to lookup procedure address at runtime
 - address is stored in memory in the object's class *jump table*
- ▶ **Class Jump table**
 - every class is represented by class object
 - the class object stores the class's jump table
 - the jump table stores the address of every method implemented by the class
 - objects store a pointer to their class object
- ▶ **Static and dynamic of method invocation**
 - address of jump table is determined dynamically
 - method's offset into jump table is determined statically

Example of Java Dispatch

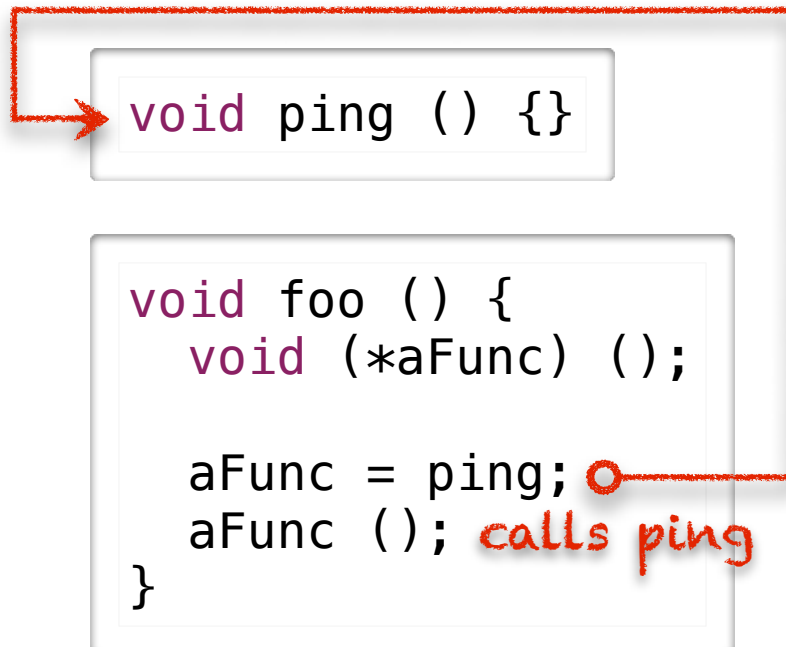


Dynamic Jumps in C

▶ Function pointer

- a variable that stores a pointer to a procedure
- declared
 - `<return-type> (*<variable-name>)(<formal-argument-list>);`
- used to make dynamic call
 - `<variable-name> (<actual-argument-list>);`

▶ Example



Simplified Polymorphism in C (SA-dynamic-call.c)

► Use a struct to store jump table

- drawing on previous example of A ...

Declaration of A's jump table and code

```
struct A {  
    void (*ping) ();  
    void (*pong) ();  
};  
  
void A_ping () { printf ("A_ping\n"); }  
void A_pong () { printf ("A_pong\n"); }
```

Create an instance of A's jump table

```
struct A* new_A () {  
    struct A* a = (struct A*) malloc (sizeof (struct A));  
    a->ping = A_ping;  
    a->pong = A_pong;  
    return a;  
}
```

- and B ...

Declaration of B's jump table and code

```
struct B {  
    void (*ping)();  
    void (*pong)();  
    void (*wiff)();  
};  
  
void B_ping () { printf ("B_ping\n"); }  
void B_wiff () { printf ("B_wiff\n"); }
```

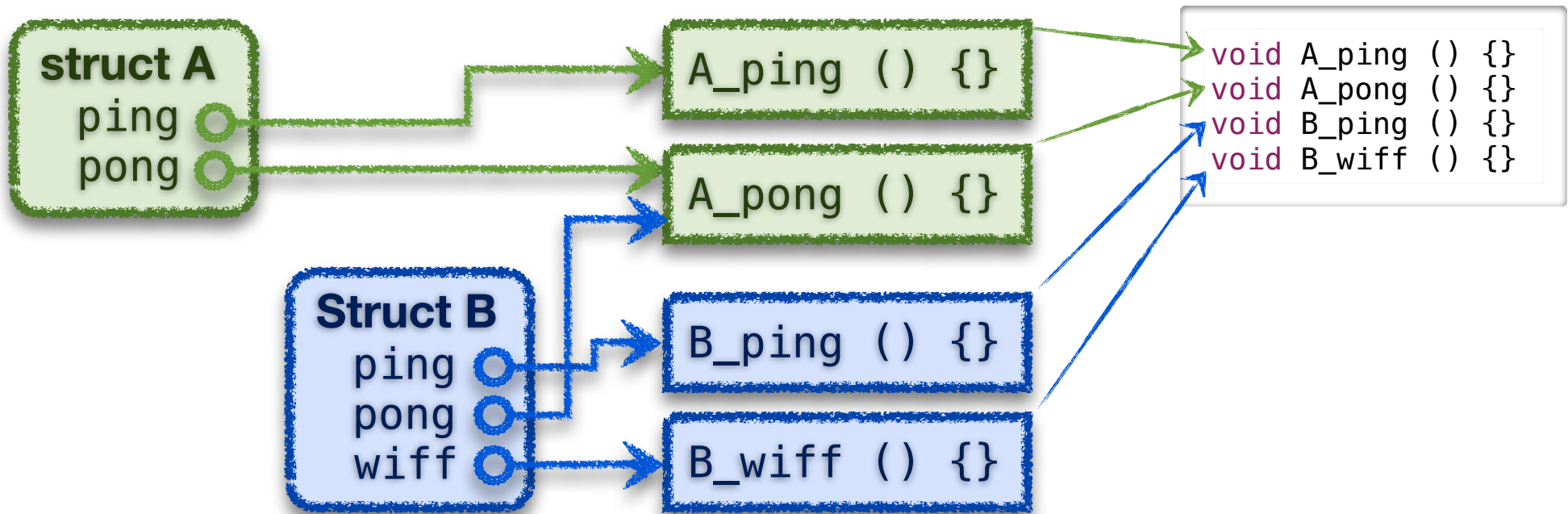
Create an instance of B's jump table

```
struct B* new_B () {  
    struct B* b = (struct B*) malloc (sizeof (struct B));  
    b->ping = B_ping;  
    b->pong = A_pong;  
    b->wiff = B_wiff;  
    return b;  
}
```

- invoking ping and pong on an A and a B ...

```
void foo (struct A* a) {  
    a->ping ();  
    a->pong ();  
}  
  
void bar () {  
    foo (new_A ());  
    foo ((struct A*) new_B ());  
}
```

Dispatch Diagram for C (data layout)



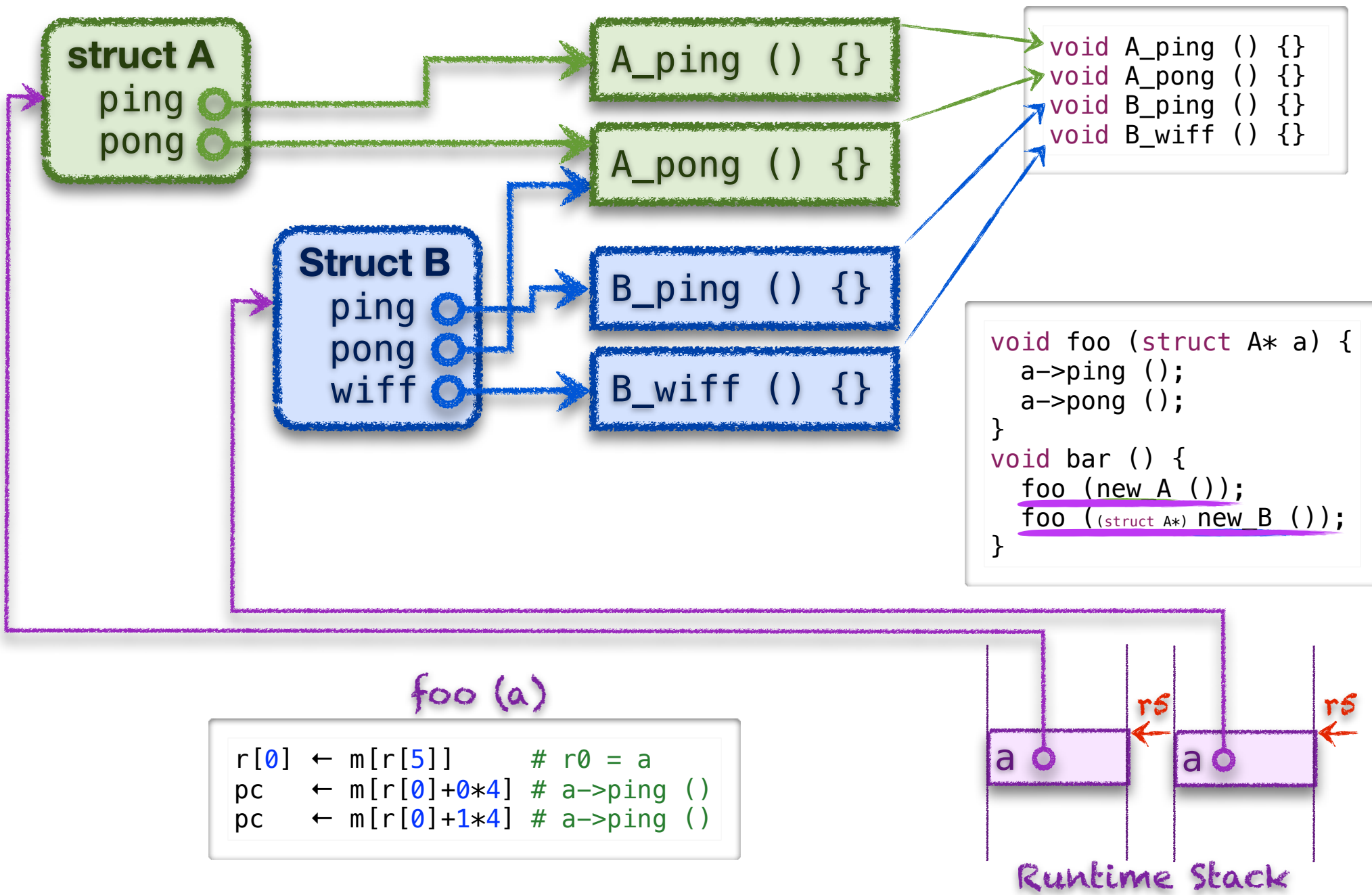
```
struct A {
    void (*ping) ();
    void (*pong) ();
};

struct A* new_A () {
    struct A* a = (struct A*) malloc (sizeof (struct A));
    a->ping = A_ping;
    a->pong = A_pong;
    return a;
}
```

```
struct B {
    void (*ping)();
    void (*pong)();
    void (*wiff)();
};

struct B* new_B () {
    struct B* b = (struct B*) malloc (sizeof (struct B));
    b->ping = B_ping;
    b->pong = A_pong;
    b->wiff = B_wiff;
    return b;
}
```

Dispatch Diagram for C (the dispatch)



ISA for Polymorphic Dispatch

```
void foo (struct A* a) {  
    a->ping ();  
    a->pong ();  
}
```

```
r[0] ← m[r[5]]      # r0 = a  
pc ← m[r[1]+0*4]    # a->ping ()  
pc ← m[r[1]+1*4]    # a->pong ()
```

▶ How do we compile

- `a->ping ()` ?

▶ Pseudo code

- `pc ← m[r[1]+0*4]`

▶ Current jumps supported by ISA

Name	Semantics	Assembly	Machine
<i>jump absolute</i>	<code>pc ← a</code>	<code>j a</code>	b --- aaaaaaaa
<i>indirect jump</i>	<code>pc ← r[t] + (o==pp*2)</code>	<code>j o(rt)</code>	c tpp

▶ We will benefit from a new instruction in the is

- that jumps to an address that is stored in memory

▶ Double-indirect jump instruction (b+o)

- jump to address stored in memory using base+offset addressing

Name	Semantics	Assembly	Machine
<i>jump absolute</i>	$pc \leftarrow a$	j a	b ---- aaaaaaaa
<i>indirect jump</i>	$pc \leftarrow r[t] + (o == pp * 2)$	j o(rt)	c tpp
<i>dbl-ind jump b+o</i>	$pc \leftarrow m[r[t] + (o == pp * 4)]$	j *o(rt)	d tpp

Question 1

- ▶ What is the difference between these two C snippets?

(1)

```
void foo () {printf ("foon\n");}

void go(void (*proc)()) {
    proc();
}

go (foo);
```

(2)

```
void foo () {printf ("foon\n");}

void go() {
    foo();
}

go();
```

- [A] (2) calls foo, but (1) does not
- [B] (1) is not valid C
- [C] (1) jumps to foo using a dynamic address and (2) a static address
- [D] They both call foo using dynamic addresses
- [E] They both call foo using static addresses

Now, implement proc() and foo() assembly code

Switch Statements

Switch Statement

```
int i;
int j;

void foo () {
    switch (i) {
        case 0: j=10; break;
        case 1: j=11; break;
        case 2: j=12; break;
        case 3: j=13; break;
        default: j=14; break;
    }
}
```

```
void bar () {
    if (i==0)
        j=10;
    else if (i==1)
        j = 11;
    else if (i==2)
        j = 12;
    else if (i==3)
        j = 13;
    else
        j = 14;
}
```

▶ Semantics the same as simplified nested if statements

- where condition of each *if* tests the same variable
- unless you leave the *break* the end of the case block

▶ So, why bother putting this in the language?

- is it for humans, facilitate writing and reading of code?
- is it for compilers, permitting a more efficient implementation?

▶ Implementing switch statements

- we already know how to implement if statements; is there anything more to consider?

Human vs Compiler

▶ Benefits for humans

- the syntax models a common idiom: choosing one computation from a set

▶ But, switch statements have interesting restrictions

- case labels must be *static, cardinal* values
 - a cardinal value is a *number* that specifies a *position* relative to the beginning of an ordered set
 - for example, integers are cardinal values, but strings are not
- case labels must be compared for equality to a single dynamic expression
 - some languages permit the expression to be an inequality

▶ Do these restrictions benefit humans?

- have you ever wanted to do something like this?

```
switch (treeName) {  
  case "larch":  
  case "cedar":  
  case "hemlock":  
}
```

```
switch (i,j) {  
  case i>0:  
  case i==0 & j>a:  
  case i<0 & j==a:  
  default:  
}
```

Why Compilers like Switch Statements

▶ Notice what we have

- switch condition evaluates to a number
- each case arm has a distinct number

▶ And so, the implementation has a simplified form

- build a table with the address of every case arm, indexed by case value
- switch by indexing into this table and jumping to matching case arm

▶ For example

```
switch (i) {  
  case 0:  j=10; break;  
  case 1:  j=11; break;  
  case 2:  j=12; break;  
  case 3:  j=13; break;  
  default: j=14; break;  
}
```

```
label jumpTable[4] = { L0, L1, L2, L3 };  
if (i < 0 || i > 3) goto DEFAULT;  
goto jumpTable[i];  
L0: j = 10;  
    goto CONT;  
L1: j = 11;  
    goto CONT;  
L2: j = 12;  
    goto CONT;  
L3: j = 13;  
    goto CONT;  
DEFAULT:  
    j = 14;  
    goto CONT;  
CONT:
```

Happy Compilers mean Happy People

```
switch (i) {  
  case 0: j=10; break;  
  case 1: j=11; break;  
  case 2: j=12; break;  
  case 3: j=13; break;  
  default: j=14; break;  
}
```

```
label jumpTable[4] = { L0, L1, L2, L3 };  
if (i > 3) goto DEFAULT;  
goto jumpTable[i];  
L0: j = 10;  
   goto CONT;  
L1: j = 11;  
   goto CONT;  
L2: j = 12;  
   goto CONT;  
L3: j = 13;  
   goto CONT;  
DEFAULT:  
   j = 14;  
   goto CONT;  
CONT:
```

- ▶ Computation can be much more efficient
 - compare the running time to if-based alternative
- ▶ But, could it all go horribly wrong?
 - construct a switch statement where this implementation technique is a really bad idea
- ▶ Guidelines for writing efficient switch statements

```
if (i==0)  
  j=10;  
else if (i==1)  
  j = 11;  
else if (i==2)  
  j = 12;  
else if (i==3)  
  j = 13;  
else  
  j = 14;
```

The basic implementation strategy

▶ General form of a switch statement

```
switch (<cond>) {  
  case <label_i>: <code_i>           repeated 0 or more times  
  default:      <code_default> optional  
}
```

▶ Naive implementation strategy

```
goto address of code_default if cond > max_label_value  
goto jumtable[label_i]  
  
statically: jumtable[label_i] = address of code_i forall label_i
```

▶ But there are two additional considerations

- case labels are not always contiguous
- the lowest case label is not always 0

Refining the implementation strategy

▶ Naive strategy

```
goto address of code_default if cond > max_label_value  
goto jumptable[label_i]
```

```
statically: jumptable[label_i] = address of code_i forall label_i
```

▶ Non-contiguous case labels

- what is the problem
- what is the solution

```
switch (i) {  
    case 0:    j=10; break;  
    case 3:    j=13; break;  
    default:  j=14; break;  
}
```

▶ Case labels not starting at 0

- what is the problem
- what is the solution

```
switch (i) {  
    case 1000: j=10; break;  
    case 1001: j=11; break;  
    case 1002: j=12; break;  
    case 1003: j=13; break;  
    default:   j=14; break;  
}
```

Implementing Switch Statements

▶ Choose strategy

- use jump-table unless case labels are sparse or there are very few of them
- use nested-if-statements otherwise

▶ Jump-table strategy

- statically
 - build jump table for all label values between lowest and highest
- generate code to
 - goto default if condition is less than minimum case label or greater than maximum
 - normalize condition to lowest case label
 - use jumtable to go directly to code selected case arm

```
goto address of code_default if cond < min_label_value
goto address of code_default if cond > max_label_value
goto jumtable[cond-min_label_value]
```

```
statically: jumtable[i-min_label_value] = address of code_i
            forall i: min_label_value <= i <= max_label_value
```


Snippet B: In template form

```
switch (i) {  
  case 20:  j=10; break;  
  case 21:  j=11; break;  
  case 22:  j=12; break;  
  case 23:  j=13; break;  
  default:  j=14; break;  
}
```

```
label jumpTable[4] = { L20, L21, L22, L23 };  
if (i < 20) goto DEFAULT;  
if (i > 23) goto DEFAULT;  
goto jumpTable[i-20];  
L20:  
  j = 10;  
  goto CONT;  
L21:  
  j = 11;  
  goto CONT;  
L22:  
  j = 12;  
  goto CONT;  
L23:  
  j = 13;  
  goto CONT;  
DEFAULT:  
  j = 14;  
  goto CONT;  
CONT:
```

Snippet B: In Assembly Code

```
foo:      ld    $i, r0          # r0 = &i
          ld    0x0(r0), r0    # r0 = i
          ld    $0xffffffff, r1 # r1 = -19
          add   r0, r1         # r0 = i-19
          bgt  r1, l0         # goto l0 if i>19
          br   default       # goto default if i<20
l0:      ld    $0xffffffffe9, r1 # r1 = -23
          add   r0, r1         # r1 = i-23
          bgt  r1, default    # goto default if i>23
          ld    $0xfffffec, r1 # r1 = -20
          add   r1, r0         # r0 = i-20
          ld    $jmpltable, r1 # r1 = &jmpltable
          j    *(r1, r0, 4)    # goto jmptable[i-20]
```

```
case20:  ld    $0xa, r1       # r1 = 10
          br   done          # goto done
...
default: ld    $0xe, r1       # r1 = 14
          br   done          # goto done
done:    ld    $j, r0         # r0 = &j
          st   r1, 0x0(r0)    # j = r1
          br   cont          # goto cont
```

```
jmpable: .long 0x00000140    # & (case 20)
          .long 0x00000148    # & (case 21)
          .long 0x00000150    # & (case 22)
          .long 0x00000158    # & (case 23)
```

Simulator ...

Static and Dynamic Control Flow

▶ Jump instructions

- specify a *target address* and a *jump-taken condition*
- target address can be static or dynamic
- jump-target condition can be static (unconditional) or dynamic (conditional)

▶ Static jumps

- jump target address is static
- compiler hard-codes this address into instruction

Name	Semantics	Assembly	Machine
<i>branch</i>	$pc \leftarrow (a == pc + oo * 2)$	br a	8-oo
<i>branch if equal</i>	$pc \leftarrow (a == pc + oo * 2)$ if $r[c] == 0$	beg a	9coo
<i>branch if greater</i>	$pc \leftarrow (a == pc + oo * 2)$ if $r[c] > 0$	bgt a	acoo
<i>jump</i>	$pc \leftarrow a$	j a	b---- aaaaaaaaa

▶ Dynamic jumps

- jump target address is dynamic

Dynamic Jumps

▶ Indirect Jump

- Jump target address stored in a register
- We already introduced this instruction, but used it for **static** procedure calls

Name	Semantics	Assembly	Machine
<i>indirect jump</i>	$pc \leftarrow r[t] + (o == pp * 2)$	j o(rt)	ctpp

▶ Double indirect jumps

- Jump target address stored in memory
- Base-plus-displacement and indexed modes for memory access

Name	Semantics	Assembly	Machine
<i>dbl-ind jump b+o</i>	$pc \leftarrow m[r[t] + (o == pp * 2)]$	j *o(rt)	dtp
<i>dbl-ind jump indexed</i>	$pc \leftarrow m[r[t] + r[i] * 4]$	j *(rt, ri, 4)	eti-

Question 2

- ▶ What happens when this code is compiled and run?

```
void foo (int i) {printf ("foo %d\n", i);}
void bar (int i) {printf ("bar %d\n", i);}
void bat (int i) {printf ("bat %d\n", i);}

void (*proc[3])() = {foo, bar, bat};

int main (int argv, char** argc) {
    int input;
    if (argv==2) {
        input = atoi (argc[1]);
        proc[input] (input+1);
    }
}
```

- [A] It does not compile
- [B] For any value of input it generates an error
- [C] If input is 1 it prints “bat 1” and it does other things for other values
- [D] If input is 1 it prints “bar 2” and it does other things for other values

Question 3

- ▶ What happens when this code is compiled and run?

```
void foo (int i) {printf ("foo %d\n", i);}
void bar (int i) {printf ("bar %d\n", i);}
void bat (int i) {printf ("bat %d\n", i);}

void (*proc[3])(int) = {foo, bar, bat};

int main (int argv, char** argc) {
    int input;
    if (argv==2) {
        input = atoi (argc[1]);
        proc[input] (input+1);
    }
}
```

- [A] It does not compile
- [B] For any value of input it generates an error
- [C] If input is 1 it prints “bat 1” and it does other things for other values
- [D] If input is 1 it prints “bar 2” and it does other things for other values

Question 4

▶ Which implements **proc[input] (input+1);**

• [A]

```
ld    (r5), r0
ld    $proc, r1
deca  r5
mov   r0, r2
inc   r2
st    r2, (r5)
gpc   $2, r6
j     *(r1, r0, 4)
```

• [B]

```
ld    (r5), r0
ld    $proc, r1
deca  r5
mov   r0, r2
inc   r2
st    r2, (r5)
gpc   $6, r6
j     bar
```

```
void foo (int i) {printf ("foo %d\n", i);}
void bar (int i) {printf ("bar %d\n", i);}
void bat (int i) {printf ("bat %d\n", i);}
```

```
void (*proc[3])(int) = {foo, bar, bat};
```

```
int main (int argv, char** argc) {
    int input;
    if (argv==2) {
        input = atoi (argc[1]);
        proc[input] (input+1);
    }
}
```

- [C] I think I understand this, but I can't really read the assembly code.
- [D] Are you serious? I have no idea.

Summary

▶ Static vs Dynamic flow control

- static if jump target is known by compiler
- dynamic for polymorphic dispatch, function pointers, and switch statements

▶ Polymorphic Dispatch in Java

- invoking a method on an object in java
- method address depends on object's type, which is not known statically
- object has pointer to class object; class object contains method jump table
- procedure call is this a double-indirect jump – i.e., target address in memory

▶ Function Pointers in C

- a variable that stores the address of a procedure
- used to implement dynamic procedure call, similar to polymorphic dispatch

▶ Switch Statements

- syntax restricted so that they can be implemented with jump table
- jump-table implementation running time is independent of the number of case labels
- but, only works if case label values are reasonably dense