

Intelligent Systems (AI-2)

Computer Science cpsc422, Lecture 14

Oct, 11, 2017

 Slide credit: some slides adapted from Stuart Russell (Berkeley)

422 big picture: Where are we?

StarAI (statistical relational AI)

Hybrid: Det +Sto

Prob CFG

Prob Relational Models

Markov Logics

Deterministic

Stochastic

| | | |
|--------------|---|--|
| <p>Query</p> | <p><i>Logics</i> <i>First Order Logics</i></p> <p><i>Ontologies</i> <i>Temporal rep.</i></p> <ul style="list-style-type: none"> • Full Resolution • SAT | <p><i>Belief Nets</i></p> <p>Approx. : Gibbs</p> <p><i>Markov Chains and HMMs</i></p> <p>Forward, Viterbi...</p> <p>Approx. : Particle Filtering</p> <p><i>Undirected Graphical Models</i> <i>Markov Networks</i> <i>Conditional Random Fields</i></p> |
| | <p>Planning</p> | <p><i>Markov Decision Processes and Partially Observable MDP</i></p> <ul style="list-style-type: none"> • Value Iteration • Approx. Inference <p><i>Reinforcement Learning</i></p> |

Applications of AI

Representation

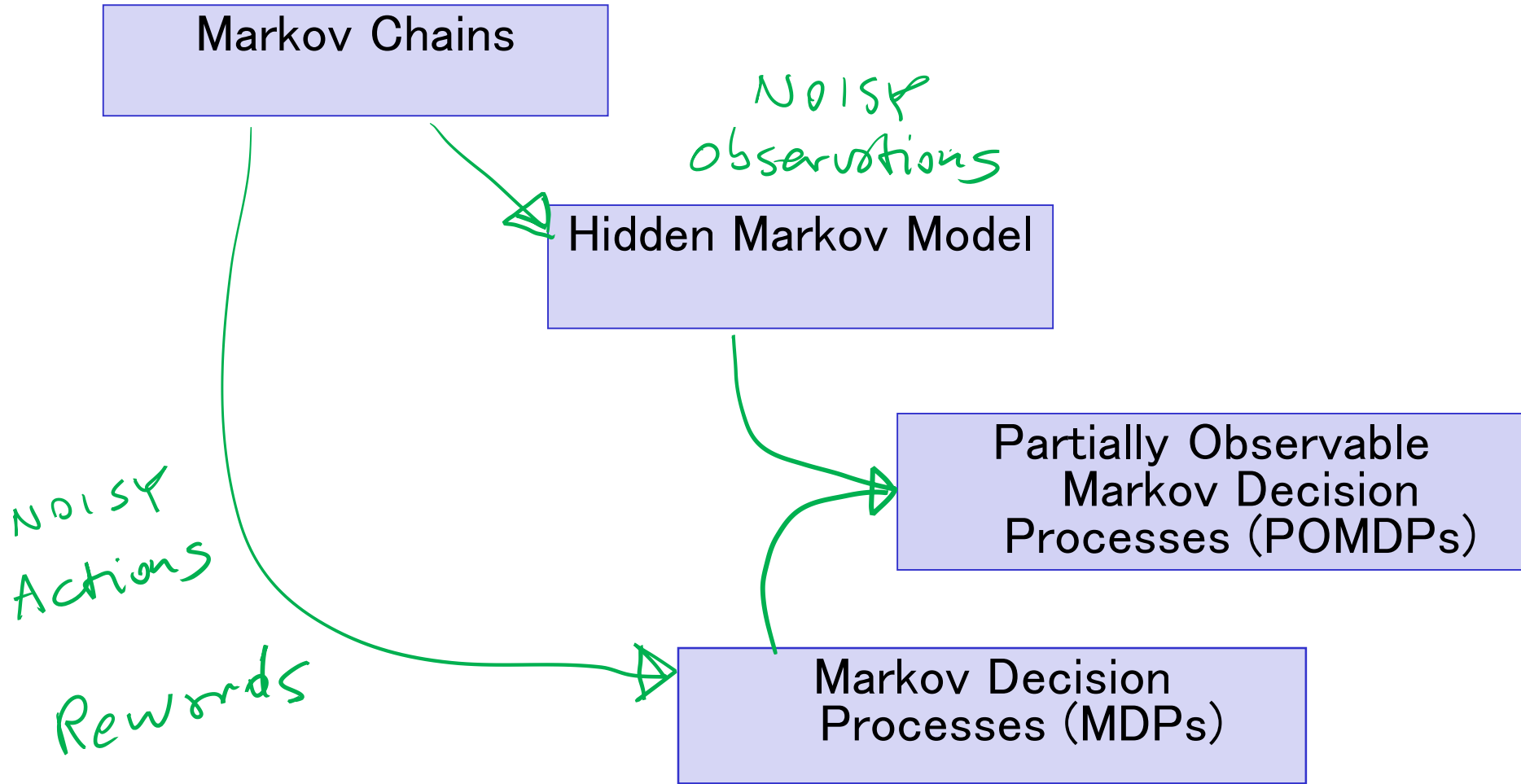
**Reasoning
Technique**

Lecture Overview

(Temporal Inference)

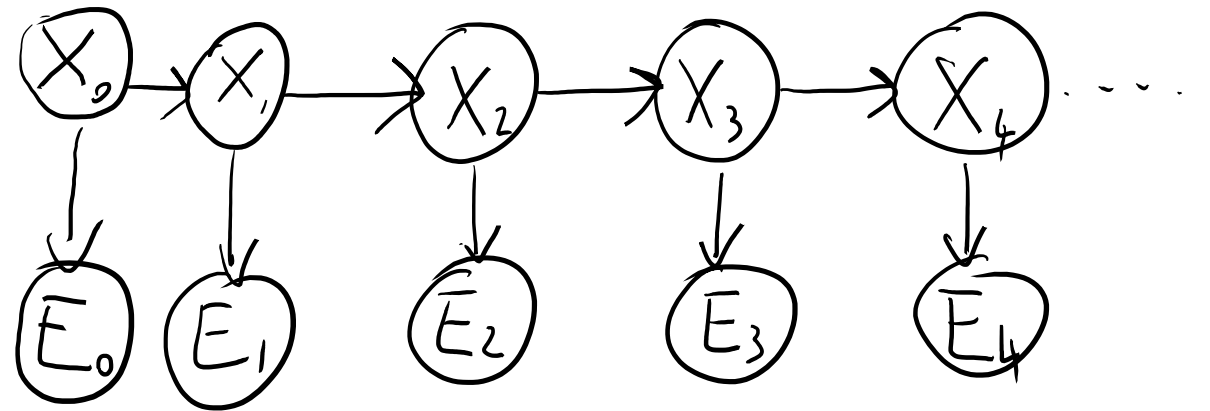
- **Filtering** (posterior distribution over the current state given evidence to date)
 - From intuitive explanation to formal derivation
 - Example
- **Prediction** (posterior distribution over a future state given evidence to date)
- **(start) Smoothing** (posterior distribution over a *past* state given all evidence to date)

Markov Models



Hidden Markov Model

- A **Hidden Markov Model (HMM)** starts with a Markov chain, and adds a noisy observation/evidence about the state at each time step:



- $|\text{domain}(X)| = k$
- $|\text{domain}(E)| = h$

- $P(X_0)$ specifies initial conditions
- $P(X_{t+1}|X_t)$ specifies the dynamics
- $P(E_t|S_t)$ specifies the sensor model

k

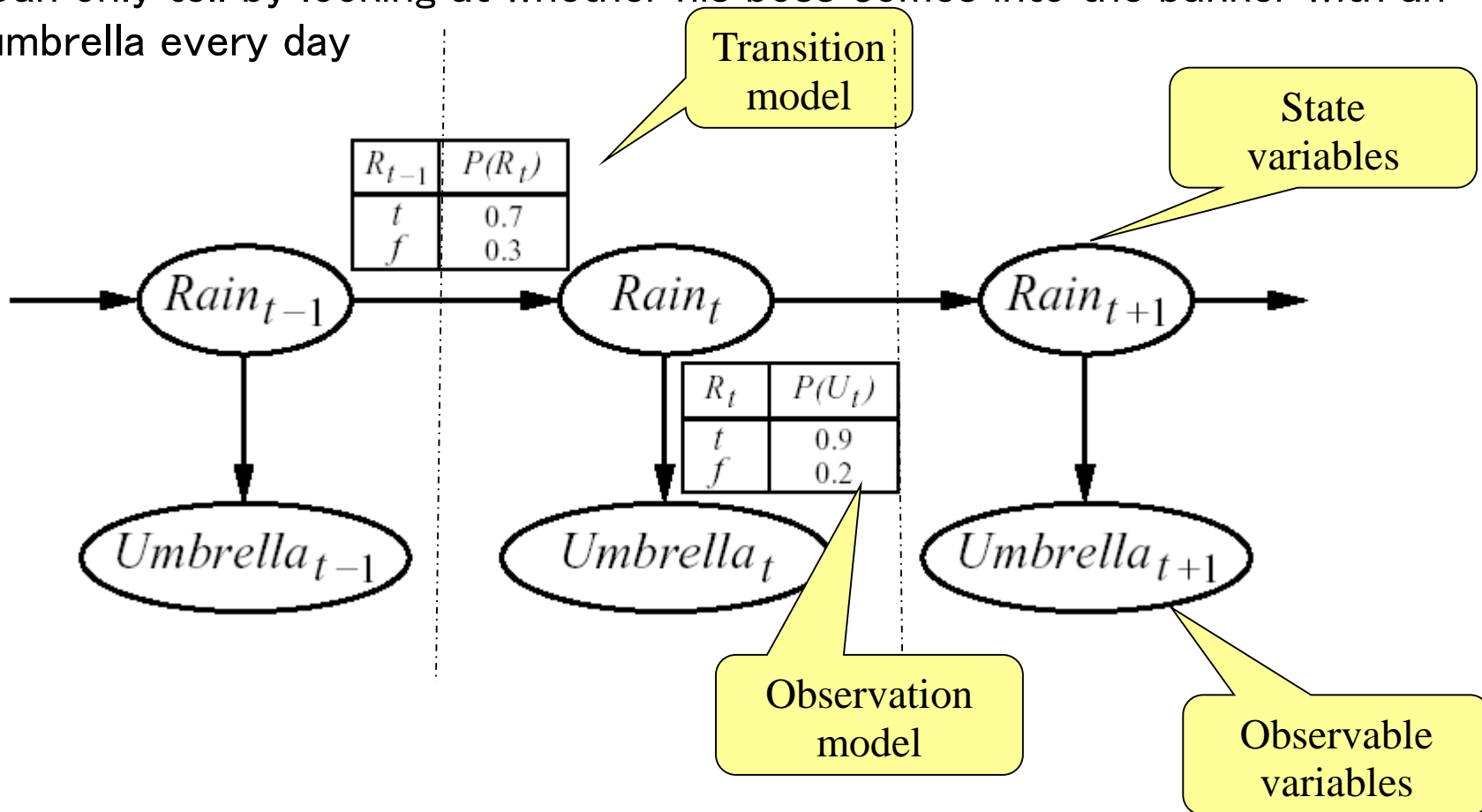
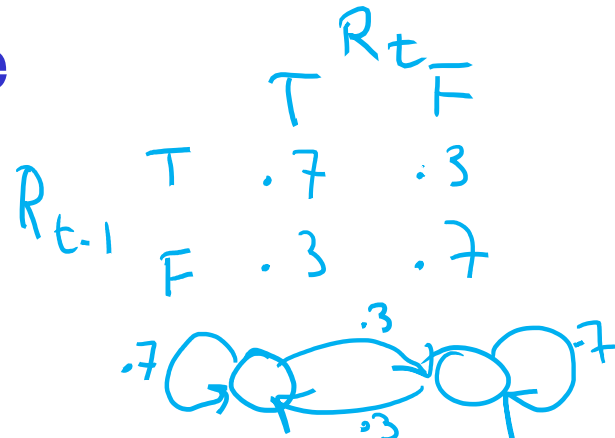
$k \times k$

$k \times h$ { k prob. dist. over h }

Simple Example

(We'll use this as a running example)

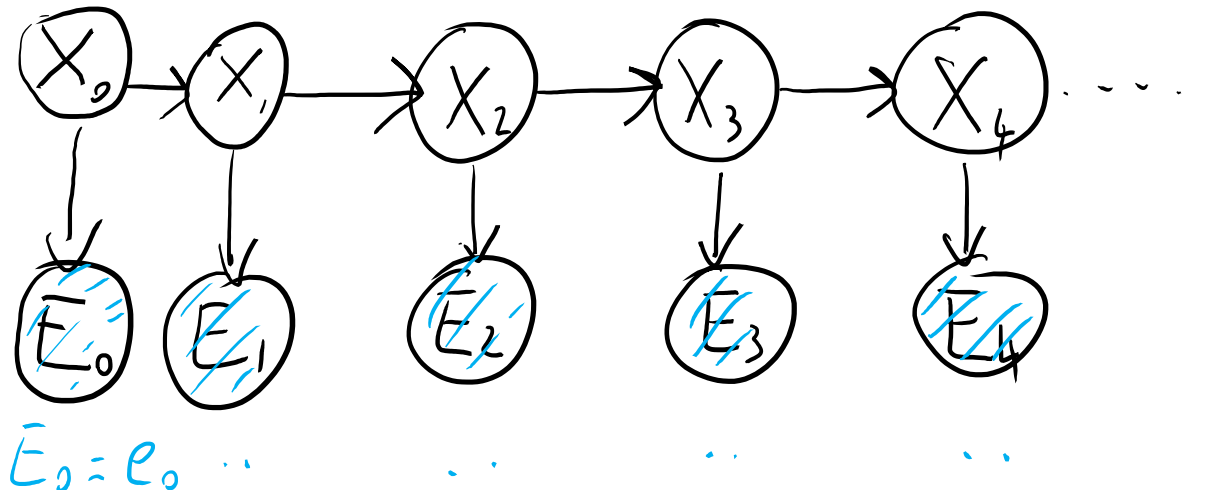
- Guard stuck in a high-security bunker
- Would like to know if it is raining outside
- Can only tell by looking at whether his boss comes into the bunker with an umbrella every day



Useful inference in HMMs

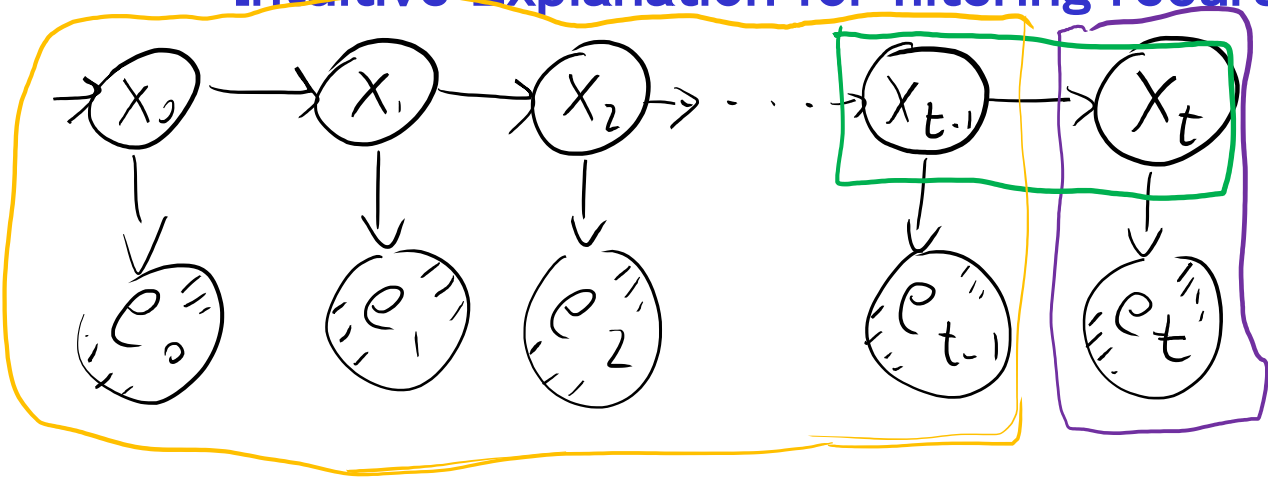
- **In general (Filtering):** compute the posterior distribution over the current state given all evidence to date

$$P(X_t | \mathbf{e}_{0:t})$$



 - observed
- value is known

Intuitive Explanation for filtering recursive formula



sequence of evidences $e_0:e_t$

$$P(X_t | \mathbf{e}_{0:t}) = \alpha P(e_t | X_t) * \sum_{X_{t-1}} P(X_t | X_{t-1}) * P(X_{t-1} | \mathbf{e}_{0:t-1})$$

X_t generated evidence e_t

whatever X_{t-1} was, X_t was reached from there

and evidence $e_0:e_{t-1}$ must have been generated before getting to X_{t-1}

Filtering

➤ Idea: recursive approach

- Compute filtering up to time $t-1$, and then include the evidence for time t (**recursive estimation**)

➤ $P(X_t | e_{0:t}) = P(X_t | e_{0:t-1}, e_t)$ dividing up the evidence



$$= \alpha P(e_t | X_t, e_{0:t-1}) P(X_t | e_{0:t-1}) \text{ WHY?}$$

$$= \alpha P(e_t | X_t) P(X_t | e_{0:t-1}) \text{ WHY?}$$

A. Bayes Rule

B. Cond. Independence

C. Product Rule

Inclusion of new evidence: **this is available from..**

One step prediction of current state given evidence up to $t-1$

➤ So we only need to compute $P(X_t | e_{0:t-1})$

$$P(x, y, z) = P(x|y, z) P(y, z)$$

$$P(x, y, z) = P(y|x, z) P(x, z)$$

$$= P(y|z) P(z)$$

$$P(y|x, z) = \frac{P(x|y, z) P(y, z)}{P(x, z)} = P(x|z) P(z)$$

$$\sum_y P(xy|z)$$

\Downarrow

$$\sum_y P(x|yz) P(y|z) \star$$

$$= \frac{P(x|y, z) P(y|z) \star}{P(x|z)}$$

$$= \alpha P(x|y, z) P(y|z)$$

“moving” the conditioning

$$P(AB|C) = \frac{P(ABC)}{P(C)} * \frac{P(BC)}{P(BC)} =$$

$$= \frac{P(ABC)}{P(BC)} * \frac{P(BC)}{P(C)} =$$

$$= P(A|BC) * P(B|C)$$

Filtering

Prove it?

- Compute $P(X_t | e_{0:t-1})$

$$\begin{aligned} P(X_t | e_{0:t-1}) &= \sum_{x_{t-1}} P(X_t, x_{t-1} | e_{0:t-1}) = \sum_{x_{t-1}} P(X_t | x_{t-1}, e_{0:t-1}) P(x_{t-1} | e_{0:t-1}) = \\ &= \sum_{x_{t-1}} P(X_t | x_{t-1}) P(x_{t-1} | e_{0:t-1}) \text{ because of..} \end{aligned}$$

Transition model!

Filtering at time $t-1$

- Putting it all together, we have the desired recursive formulation

$$P(X_t | e_{0:t}) = \alpha P(e_t | X_t) \sum_{x_{t-1}} P(X_t | x_{t-1}) P(x_{t-1} | e_{0:t-1})$$

Inclusion of new evidence
(sensor model)

Filtering at time $t-1$

Propagation to time t

- $P(X_{t-1} | e_{0:t-1})$ can be seen as a message $f_{0:t-1}$ that is propagated forward along the sequence, modified by each transition and updated by each observation

Filtering

➤ Thus, the recursive definition of filtering at time t in terms of filtering at time $t-1$ can be expressed as a FORWARD procedure

- $f_{0:t} = \alpha \text{FORWARD}(f_{0:t-1}, e_t)$

➤ which implements the update described in

$$P(X_t | e_{0:t}) = \alpha P(e_t | X_t) \sum_{x_{t-1}} P(X_t | x_{t-1}) P(x_{t-1} | e_{0:t-1})$$

Filtering at time $t-1$

Inclusion of new evidence
(sensor model)

Propagation to time t

Analysis of Filtering

- Because of the recursive definition in terms for the forward message, when all variables are discrete the time for each update is constant (i.e. independent of t)
- The constant depends of course on the size of the state space

Rain Example

- Suppose our security guard came with a prior belief of 0.5 that it rained on day 0, just before the observation sequence started.
- Without loss of generality, this can be modelled with a fictitious state R_0 with no associated observation and $P(R_0) = \langle 0.5, 0.5 \rangle$

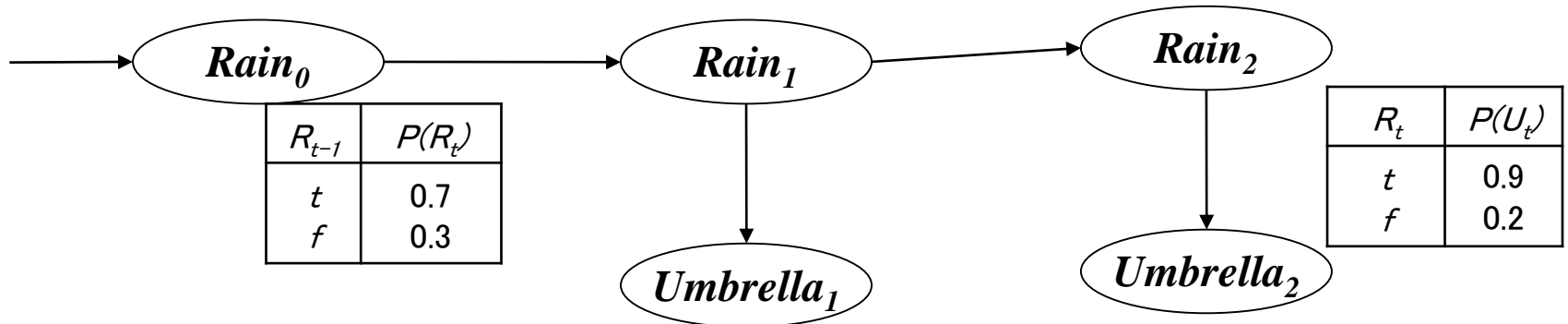
- **Day 1:** umbrella appears (u_1). Thus no previous evidence

| | | |
|-----------|-------|----|
| | R_t | |
| R_{t-1} | T | F |
| T | .7 | .3 |
| F | .3 | .7 |

$$\begin{aligned}
 P(R_1 | e_{0:t-1}) &= P(R_1) = \sum_{r_0} P(R_1 | r_0) P(r_0) \\
 &= \langle \underset{\text{T}}{0.7}, \underset{\text{F}}{0.3} \rangle * \underset{\text{T}}{0.5} + \langle \underset{\text{T}}{0.3}, \underset{\text{F}}{0.7} \rangle * \underset{\text{F}}{0.5} = \langle 0.5, 0.5 \rangle
 \end{aligned}$$

0.5
0.5

TRUE 0.5
FALSE 0.5



Rain Example

- Updating this with evidence from for $t = 1$ (umbrella appeared) gives

$$P(R_1 | u_1) = \alpha P(u_1 | R_1) P(R_1) =$$

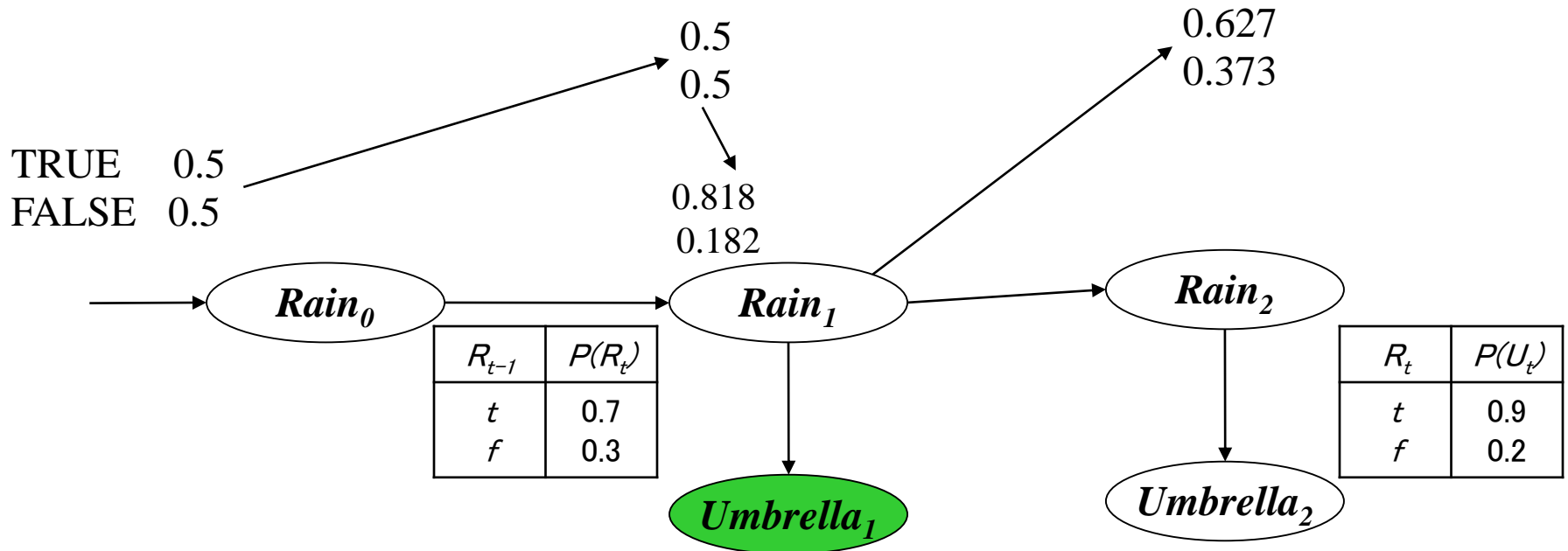
$$\alpha \langle 0.9, 0.2 \rangle \langle 0.5, 0.5 \rangle = \alpha \langle 0.45, 0.1 \rangle \sim \langle 0.818, 0.182 \rangle$$

- Day 2: umbella appears (u_2). Thus

$$P(R_2 | e_{0:t-1}) = P(R_2 | u_1) = \sum_{r_1} P(R_2 | r_1) P(r_1 | u_1) =$$

$$= \langle 0.7, 0.3 \rangle * 0.818 + \langle 0.3, 0.7 \rangle * 0.182 \sim \langle 0.627, 0.373 \rangle$$

| | | | |
|-----|-----------|-----|-----|
| | R_{t-1} | T | F |
| T | | .7 | .3 |
| F | | .3 | .7 |



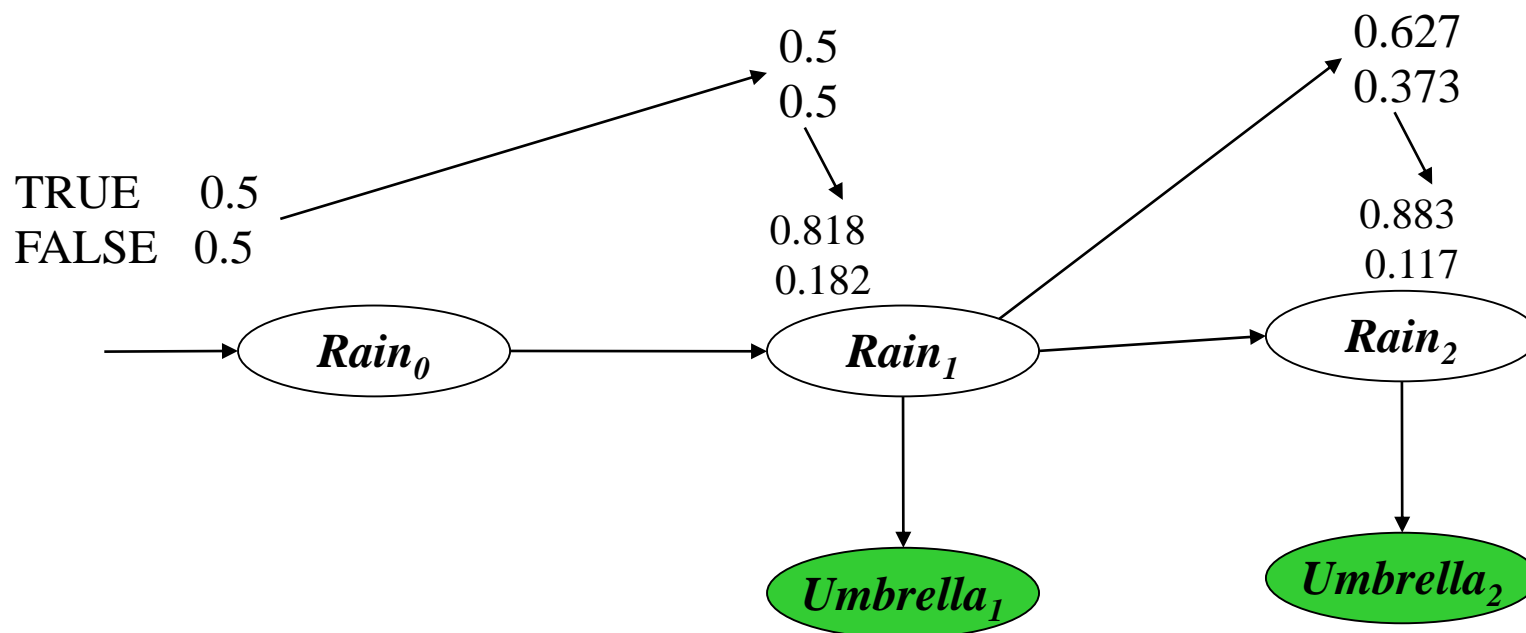
Rain Example

- Updating this with evidence from for $t = 2$ (umbrella appeared) gives

$$P(R_2 | u_1, u_2) = \alpha P(u_2 | R_2) P(R_2 | u_1) =$$

$$\alpha \langle 0.9, 0.2 \rangle \langle 0.627, 0.373 \rangle = \alpha \langle 0.565, 0.075 \rangle \sim \langle 0.883, 0.117 \rangle$$

- Intuitively, the probability of rain increases, because the umbrella appears twice in a row



Practice exercise (home)

Compute filtering at t_3 if the 3rd observation/evidence is no umbrella (will put solution on inked slides)

$$\langle 0.7, 0.3 \rangle * 0.883 + \langle 0.3, 0.7 \rangle * 0.117$$

$$\langle 0.618, 0.264 \rangle + \langle 0.035, 0.081 \rangle = \langle 0.653, 0.345 \rangle$$

$$\alpha \langle 0.653, 0.345 \rangle * \langle 0.1, 0.8 \rangle$$

sensor model

$$\alpha \langle 0.065, 0.276 \rangle$$

normalize / divide by the sum.

$$\frac{0.19}{0.81}$$

Lecture Overview

- **Filtering** (posterior distribution over the current state given evidence to date)
 - From intuitive explanation to formal derivation
 - Example
- **Prediction** (posterior distribution over a future state given evidence to date)
- **(start) Smoothing** (posterior distribution over a *past* state given all evidence to date)

Prediction $P(X_{t+k+1} | e_{0:t})$

- Can be seen as filtering without addition of new evidence
- In fact, filtering already contains a one-step prediction

$$P(X_t | e_{0:t}) = \alpha P(e_t | X_t) \sum_{x_{t-1}} P(X_t | x_{t-1}) P(x_{t-1} | e_{0:t-1})$$

Inclusion of new evidence
(sensor model)

Filtering at time $t-1$

Propagation to time t

- We need to show how to recursively predict the state at time $t+k+1$ from a prediction for state $t+k$

$$\begin{aligned} P(X_{t+k+1} | e_{0:t}) &= \sum_{x_{t+k}} P(X_{t+k+1}, x_{t+k} | e_{0:t}) = \sum_{x_{t+k}} P(X_{t+k+1} | x_{t+k}, e_{0:t}) P(x_{t+k} | e_{0:t}) = \\ &= \sum_{x_{t+k}} P(X_{t+k+1} | x_{t+k}) P(x_{t+k} | e_{0:t}) \end{aligned}$$

Transition model

Prediction for state $t+k$

- Let's continue with the rain example and compute the probability of *Rain* on day four after having seen the umbrella in day one and two: $P(R_4 | u_1, u_2)$

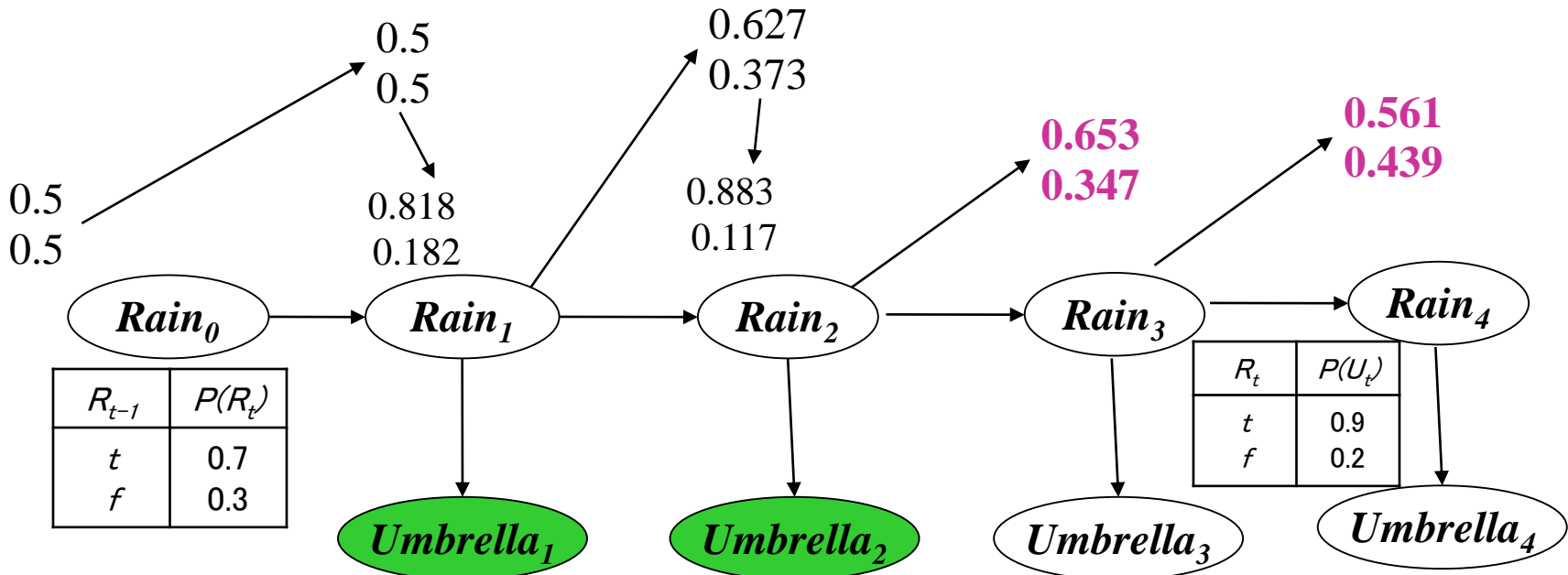
Rain Example

➤ Prediction from day 2 to day 3

$$\begin{aligned}
 P(\mathbf{X}_3 | \mathbf{e}_{1:2}) &= \sum_{\mathbf{x}_2} P(\mathbf{X}_3 | \mathbf{x}_2) P(\mathbf{x}_2 | \mathbf{e}_{1:2}) = \sum_{r_2} P(R_3 | r_2) P(r_2 | u_1 u_2) = \\
 &= \langle 0.7, 0.3 \rangle * 0.883 + \langle 0.3, 0.7 \rangle * 0.117 = \langle 0.618, 0.265 \rangle + \langle 0.035, 0.082 \rangle \\
 &= \langle 0.653, 0.347 \rangle
 \end{aligned}$$

➤ Prediction from day 3 to day 4

$$\begin{aligned}
 P(\mathbf{X}_4 | \mathbf{e}_{1:2}) &= \sum_{\mathbf{x}_3} P(\mathbf{X}_4 | \mathbf{x}_3) P(\mathbf{x}_3 | \mathbf{e}_{1:2}) = \sum_{r_3} P(R_4 | r_3) P(r_3 | u_1 u_2) = \\
 &= \langle 0.7, 0.3 \rangle * \mathbf{0.653} + \langle 0.3, 0.7 \rangle * \mathbf{0.347} = \langle \mathbf{0.457}, \mathbf{0.196} \rangle + \langle \mathbf{0.104}, \mathbf{0.243} \rangle \\
 &= \langle \mathbf{0.561}, \mathbf{0.439} \rangle
 \end{aligned}$$



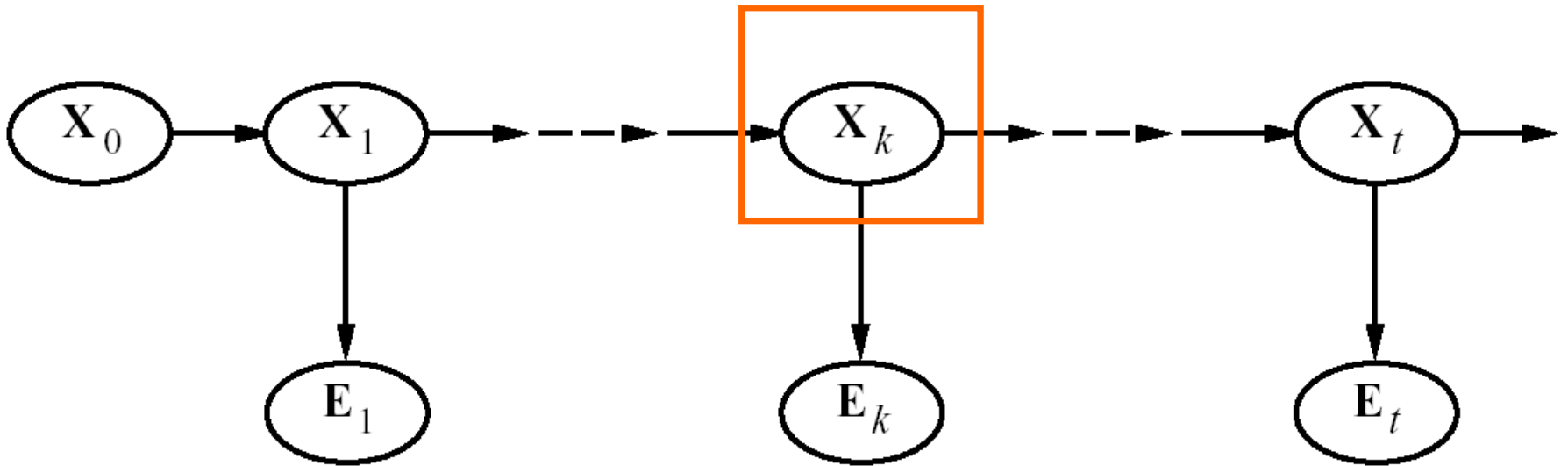
Lecture Overview

- **Filtering** (posterior distribution over the current state given evidence to date)
 - From intuitive explanation to formal derivation
 - Example
- **Prediction** (posterior distribution over a future state given evidence to date)
- **(start) Smoothing** (posterior distribution over a *past* state given all evidence to date)

Smoothing

➤ **Smoothing**: Compute the posterior distribution over a *past* state given all evidence to date

- $P(X_k / e_{0:t})$ for $1 \leq k < t$



Smoothing

➤ $P(\mathbf{X}_k / \mathbf{e}_{0:t}) = P(\mathbf{X}_k / \mathbf{e}_{0:k}, \mathbf{e}_{k+1:t})$ dividing up the evidence

$= \alpha P(\mathbf{X}_k | \mathbf{e}_{0:k}) P(\mathbf{e}_{k+1:t} | \mathbf{X}_k, \mathbf{e}_{0:k})$ using...

$= \alpha P(\mathbf{X}_k | \mathbf{e}_{0:k}) P(\mathbf{e}_{k+1:t} | \mathbf{X}_k)$ using...

forward message from
filtering up to state k ,
 $f_{0:k}$

backward message,
 $b_{k+1:t}$
computed by a
recursive process
that runs
backwards from t

Smoothing

- $P(X_k / e_{0:t}) = P(X_k / e_{0:k}, e_{k+1:t})$ dividing up the evidence
- $= \alpha P(X_k | e_{0:k}) P(e_{k+1:t} | X_k, e_{0:k})$ using Bayes Rule
- $= \alpha P(X_k | e_{0:k}) P(e_{k+1:t} | X_k)$ By Markov assumption on evidence

forward message from
filtering up to state k ,
 $f_{0:k}$

backward message,
 $b_{k+1:t}$
computed by a recursive process
that runs backwards from t

Learning Goals for today's class

➤ You can:

- Describe Filtering and derive it by manipulating probabilities
- Describe Prediction and derive it by manipulating probabilities
- Describe Smoothing and derive it by manipulating probabilities

TODO for Fri

- **Keep Reading Textbook Chp 8.5**
- **Keep working on assignment-2 (due on Fri, Oct 20)**