
 University of British Columbia
 CPSC 314 Computer Graphics
 May-June 2005

 Tamara Munzner

Transformations I, II, III

Week 1, Thu May 12

<http://www.ugrad.cs.ubc.ca/~cs314/Vmay2005>

Reading

- FCG Chap 5 (except 5.1.6, 5.3.1)
- FCG pages 224-225
- RB Chap **Viewing**:
 - Sect. Viewing and Modeling Transforms **until** Viewing Transformations
 - Sect. Examples of Composing Several Transformations **through** Building an Articulated Robot Arm
- RB Appendix **Homogeneous Coordinates and Transformation Matrices**
 - **until** Perspective Projection
- RB Chapter Display Lists
 - (it's short)

2

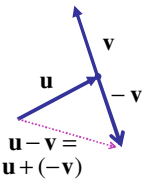
Textbook Errata

- list at <http://www.cs.utah.edu/~shirley/fcg/errata>
 - math review: also p 48
 - $a \times (b \times c) \neq (a \times b) \times c$
 - transforms: p 91
 - should halve x (not y) in Fig 5.10
 - transforms: p 106
 - second line of matrices: $[x_p, y_p, 1]$

3

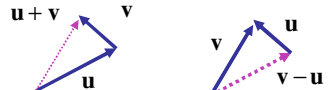
Correction: Vector-Vector Subtraction

- subtract: vector - vector = vector

$$\mathbf{u} - \mathbf{v} = \begin{bmatrix} u_1 - v_1 \\ u_2 - v_2 \\ u_3 - v_3 \end{bmatrix}$$


$(3,2) - (6,4) = (-3,-2)$
 $(2,5,1) - (3,1,-1) = (-1, 4, 0)$

argument reversal



4

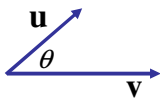
Correction: Vector-Vector Multiplication

- multiply: vector * vector = scalar
- dot product, aka inner product $\mathbf{u} \cdot \mathbf{v}$

$$\begin{bmatrix} u_1 \\ u_2 \\ u_3 \end{bmatrix} \cdot \begin{bmatrix} v_1 \\ v_2 \\ v_3 \end{bmatrix} = (u_1 * v_1) + (u_2 * v_2) + (u_3 * v_3)$$

$$\mathbf{u} \cdot \mathbf{v} = \|\mathbf{u}\| \|\mathbf{v}\| \cos \theta$$

- geometric interpretation
 - lengths, angles
 - can find angle between two vectors



5

Correction: Matrix Multiplication

- can only multiply (n,k) by (k,m)
number of left **cols** = number of right **rows**
- legal

$$\begin{bmatrix} a & b & c \\ e & f & g \end{bmatrix} \begin{bmatrix} h & i \\ j & k \\ l & m \end{bmatrix}$$
- undefined

$$\begin{bmatrix} a & b & c \\ e & f & g \\ o & p & q \end{bmatrix} \begin{bmatrix} h & i \\ j & k \end{bmatrix}$$

6

Correction: Matrices and Linear Systems

- linear system of n equations, n unknowns

$$3x + 7y + 2z = 4$$

$$2x - 4y - 3z = -1$$

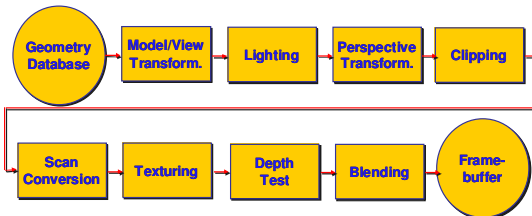
$$5x + 2y + z = 1$$

- matrix form $Ax=b$

$$\begin{bmatrix} 3 & 7 & 2 \\ 2 & -4 & -3 \\ 5 & 2 & 1 \end{bmatrix} \begin{bmatrix} x \\ y \\ z \end{bmatrix} = \begin{bmatrix} 4 \\ -1 \\ 1 \end{bmatrix}$$

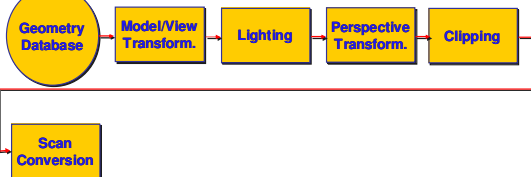
7

Review: Rendering Pipeline



8

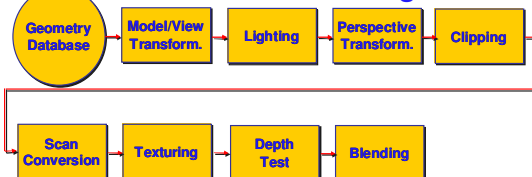
Correction: Scan Conversion



- scan conversion
 - turn 2D drawing primitives (lines, polygons etc.) into individual pixels (discretizing/sampling)
 - interpolate color across primitive
 - generate discrete fragments

9

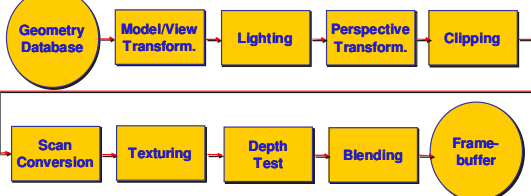
Correction: Blending



- blending
 - final image: write fragments to pixels
 - draw from farthest to nearest
 - no blending – replace previous color
 - blending: combine new & old values with arithmetic operations

10

Correction: Framebuffer



- framebuffer
 - video memory on graphics board that holds image
 - double-buffering: two separate buffers
 - draw into one while displaying other, then swap
 - allows smooth animation, instead of flickering

11

Review: OpenGL

- pipeline processing, set state as needed

```

void display()
{
  glClearColor(0.0, 0.0, 0.0, 0.0);
  glClear(GL_COLOR_BUFFER_BIT);
  glColor3f(0.0, 1.0, 0.0);
  glBegin(GL_POLYGON);
  glVertex3f(0.25, 0.25, -0.5);
  glVertex3f(0.75, 0.25, -0.5);
  glVertex3f(0.75, 0.75, -0.5);
  glVertex3f(0.25, 0.75, -0.5);
  glEnd();
  glFlush();
}
  
```

12

Review: Event-Driven Programming

- main loop not under your control
 - vs. procedural
- control flow through event **callbacks**
 - redraw the window now
 - key was pressed
 - mouse moved
- callback functions called from main loop when events occur
 - mouse/keyboard state setting vs. redrawing

13

Transformations

14

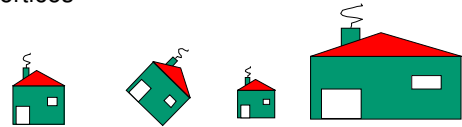
Overview

- 2D Transformations
- Homogeneous Coordinates
- 3D Transformations
- Composing Transformations
- Transformation Hierarchies
- Display Lists
- Transforming Normals
- Assignments

15

Transformations

- transforming an object = transforming all its points
- transforming a polygon = transforming its vertices



16

Matrix Representation

- represent 2D transformation with matrix
 - multiply matrix by column vector \Leftrightarrow apply transformation to point

$$\begin{bmatrix} x' \\ y' \end{bmatrix} = \begin{bmatrix} a & b \\ c & d \end{bmatrix} \begin{bmatrix} x \\ y \end{bmatrix} \quad \begin{array}{l} x' = ax + by \\ y' = cx + dy \end{array}$$

- transformations combined by multiplication

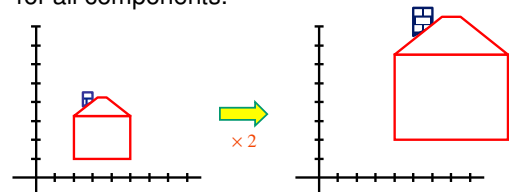
$$\begin{bmatrix} x' \\ y' \end{bmatrix} = \begin{bmatrix} a & b & d & e \\ c & d & f & g \end{bmatrix} \begin{bmatrix} h & i \\ j & k \end{bmatrix} \begin{bmatrix} x \\ y \end{bmatrix}$$

- matrices are efficient, convenient way to represent sequence of transformations!

17

Scaling

- **scaling** a coordinate means multiplying each of its components by a scalar
- **uniform scaling** means this scalar is the same for all components:



18

Scaling

- **non-uniform scaling**: different scalars per component:

$X \times 2,$
 $Y \times 0.5$

- how can we represent this in matrix form?

19

Scaling

- scaling operation: $\begin{bmatrix} x' \\ y' \end{bmatrix} = \begin{bmatrix} ax \\ by \end{bmatrix}$
- or, in matrix form: $\begin{bmatrix} x' \\ y' \end{bmatrix} = \underbrace{\begin{bmatrix} a & 0 \\ 0 & b \end{bmatrix}}_{\text{scaling matrix}} \begin{bmatrix} x \\ y \end{bmatrix}$

20

2D Rotation

- counterclockwise
- RHS

$$\begin{aligned} x' &= x \cos(\theta) - y \sin(\theta) \\ y' &= x \sin(\theta) + y \cos(\theta) \end{aligned}$$

21

2D Rotation From Trig Identities

$$\begin{aligned} x &= r \cos(\phi) \\ y &= r \sin(\phi) \\ x' &= r \cos(\phi + \theta) \\ y' &= r \sin(\phi + \theta) \end{aligned}$$

Trig Identity...

$$\begin{aligned} x' &= r \cos(\phi) \cos(\theta) - r \sin(\phi) \sin(\theta) \\ y' &= r \sin(\phi) \cos(\theta) + r \cos(\phi) \sin(\theta) \end{aligned}$$

Substitute...

$$\begin{aligned} x' &= x \cos(\theta) - y \sin(\theta) \\ y' &= x \sin(\theta) + y \cos(\theta) \end{aligned}$$

22

2D Rotation Matrix

- easy to capture in matrix form:

$$\begin{bmatrix} x' \\ y' \end{bmatrix} = \begin{bmatrix} \cos(\theta) & -\sin(\theta) \\ \sin(\theta) & \cos(\theta) \end{bmatrix} \begin{bmatrix} x \\ y \end{bmatrix}$$

- even though $\sin(q)$ and $\cos(q)$ are nonlinear functions of q ,
 - x' is a linear combination of x and y
 - y' is a linear combination of x and y

23

2D Rotation: Another Derivation

$$\begin{aligned} x' &= x \cos \theta - y \sin \theta \\ y' &= x \sin \theta + y \cos \theta \end{aligned}$$

24

2D Rotation: Another Derivation

(x', y')
 θ
 (x, y)
 x y

$x' = x \cos \theta - y \sin \theta$
 $y' = x \sin \theta + y \cos \theta$

25

2D Rotation: Another Derivation

(x', y')
 θ
 (x, y)
 x y

$x' = x \cos \theta - y \sin \theta$
 $y' = x \sin \theta + y \cos \theta$

26

2D Rotation: Another Derivation

(x', y')
 x' B
 (x, y)
 A x

$x' = x \cos \theta - y \sin \theta$
 $y' = x \sin \theta + y \cos \theta$

 $x' = A - B$

27

2D Rotation: Another Derivation

(x', y')
 x' B
 (x, y)
 A x

$x' = x \cos \theta - y \sin \theta$
 $y' = x \sin \theta + y \cos \theta$

 $x' = A - B$
 $A = x \cos \theta$

28

2D Rotation: Another Derivation

(x', y')
 x' B
 (x, y)
 A x

$x' = x \cos \theta - y \sin \theta$
 $y' = x \sin \theta + y \cos \theta$

 $x' = A - B$
 $A = x \cos \theta$
 $B = y \sin \theta$

29

Shear

- shear along x axis
- push points to right in proportion to height

$$\begin{bmatrix} x' \\ y' \end{bmatrix} = \begin{bmatrix} ? & ? \\ ? & ? \end{bmatrix} \begin{bmatrix} x \\ y \end{bmatrix} + \begin{bmatrix} ? \\ ? \end{bmatrix}$$

30

Shear

- shear along x axis
 - push points to right in proportion to height

$$\begin{bmatrix} x' \\ y' \end{bmatrix} = \begin{bmatrix} 1 & sh_x \\ 0 & 1 \end{bmatrix} \begin{bmatrix} x \\ y \end{bmatrix} + \begin{bmatrix} 0 \\ 0 \end{bmatrix}$$

31

Reflection

- reflect across x axis
 - mirror $\begin{bmatrix} x' \\ y' \end{bmatrix} = \begin{bmatrix} ? & ? \\ ? & ? \end{bmatrix} \begin{bmatrix} x \\ y \end{bmatrix} + \begin{bmatrix} ? \\ ? \end{bmatrix}$

32

Reflection

- reflect across x axis
 - mirror $\begin{bmatrix} x' \\ y' \end{bmatrix} = \begin{bmatrix} 1 & 0 \\ 0 & -1 \end{bmatrix} \begin{bmatrix} x \\ y \end{bmatrix} + \begin{bmatrix} 0 \\ 0 \end{bmatrix}$

33

2D Translation

$$\begin{bmatrix} x \\ y \end{bmatrix} + \begin{bmatrix} a \\ b \end{bmatrix} = \begin{bmatrix} x+a \\ y+b \end{bmatrix} = \begin{bmatrix} x' \\ y' \end{bmatrix}$$

34

2D Translation

$$\begin{bmatrix} x' \\ y' \end{bmatrix} = \begin{bmatrix} a & 0 \\ 0 & b \end{bmatrix} \begin{bmatrix} x \\ y \end{bmatrix}$$

scaling matrix

$$\begin{bmatrix} x' \\ y' \end{bmatrix} = \begin{bmatrix} \cos(\theta) & -\sin(\theta) \\ \sin(\theta) & \cos(\theta) \end{bmatrix} \begin{bmatrix} x \\ y \end{bmatrix}$$

rotation matrix

35

2D Translation

vector addition

$$\begin{bmatrix} x \\ y \end{bmatrix} + \begin{bmatrix} a \\ b \end{bmatrix} = \begin{bmatrix} x+a \\ y+b \end{bmatrix} = \begin{bmatrix} x' \\ y' \end{bmatrix}$$

matrix multiplication

$$\begin{bmatrix} x' \\ y' \end{bmatrix} = \begin{bmatrix} a & 0 \\ 0 & b \end{bmatrix} \begin{bmatrix} x \\ y \end{bmatrix}$$

scaling matrix

matrix multiplication

$$\begin{bmatrix} x' \\ y' \end{bmatrix} = \begin{bmatrix} \cos(\theta) & -\sin(\theta) \\ \sin(\theta) & \cos(\theta) \end{bmatrix} \begin{bmatrix} x \\ y \end{bmatrix}$$

rotation matrix

36

2D Translation

vector addition

$$\begin{bmatrix} x \\ y \end{bmatrix} + \begin{bmatrix} a \\ b \end{bmatrix} = \begin{bmatrix} x+a \\ y+b \end{bmatrix} = \begin{bmatrix} x' \\ y' \end{bmatrix}$$

matrix multiplication

$$\begin{bmatrix} x' \\ y' \end{bmatrix} = \begin{bmatrix} a & 0 \\ 0 & b \end{bmatrix} \begin{bmatrix} x \\ y \end{bmatrix}$$

scaling matrix

matrix multiplication

$$\begin{bmatrix} x' \\ y' \end{bmatrix} = \begin{bmatrix} \cos(\theta) & -\sin(\theta) \\ \sin(\theta) & \cos(\theta) \end{bmatrix} \begin{bmatrix} x \\ y \end{bmatrix}$$

rotation matrix

$$\begin{bmatrix} a & b \\ c & d \end{bmatrix} \begin{bmatrix} x \\ y \end{bmatrix} = \begin{bmatrix} x' \\ y' \end{bmatrix}$$

translation multiplication matrix??

37

Linear Transformations

- linear transformations are combinations of
 - shear
 - scale
 - rotate
 - reflect
- properties of linear transformations
 - satisfies $T(s\mathbf{x}+t\mathbf{y}) = sT(\mathbf{x}) + tT(\mathbf{y})$
 - origin maps to origin
 - lines map to lines
 - parallel lines remain parallel
 - ratios are preserved
 - closed under composition

$$\begin{bmatrix} x' \\ y' \end{bmatrix} = \begin{bmatrix} a & b \\ c & d \end{bmatrix} \begin{bmatrix} x \\ y \end{bmatrix} \quad \begin{matrix} x' = ax + by \\ y' = cx + dy \end{matrix}$$

38

Challenge

- matrix multiplication
 - for everything except translation
 - how to do everything with multiplication?
 - then just do composition, no special cases
- homogeneous coordinates trick
 - represent 2D coordinates (x,y) with 3-vector (x,y,1)

39

Homogeneous Coordinates

- our 2D transformation matrices are now 3x3:

$$\text{Rotation} = \begin{bmatrix} \cos(\theta) & -\sin(\theta) & 0 \\ \sin(\theta) & \cos(\theta) & 0 \\ 0 & 0 & 1 \end{bmatrix} \quad \text{Scale} = \begin{bmatrix} a & 0 & 0 \\ 0 & b & 0 \\ 0 & 0 & 1 \end{bmatrix}$$

$$\text{Translation} = \begin{bmatrix} 1 & 0 & T_x \\ 0 & 1 & T_y \\ 0 & 0 & 1 \end{bmatrix} \quad \text{use rightmost column}$$

$$\begin{bmatrix} 1 & 0 & a \\ 0 & 1 & b \\ 0 & 0 & 1 \end{bmatrix} \begin{bmatrix} x \\ y \\ 1 \end{bmatrix} = \begin{bmatrix} x*1+a*1 \\ y*1+b*1 \\ 1 \end{bmatrix} = \begin{bmatrix} x+a \\ y+b \\ 1 \end{bmatrix}$$

40

Homogeneous Coordinates Geometrically

- point in 2D cartesian

41

Homogeneous Coordinates Geometrically

homogeneous

 (x, y, w)

cartesian

 $\left(\frac{x}{w}, \frac{y}{w}\right)$

$$(x, y, w) \xrightarrow{/w} \left(\frac{x}{w}, \frac{y}{w}\right)$$

- point in 2D cartesian + weight w = point P in 3D homog. coords
- multiples of (x,y,w)
 - form a line L in 3D
 - all homogeneous points on L represent same 2D cartesian point
 - example: $(2,2,1) = (4,4,2) = (1,1,0.5)$

42

Homogeneous Coordinates Geometrically

homogeneous (x, y, w) $\xrightarrow{/w}$ cartesian $\left(\frac{x}{w}, \frac{y}{w}\right)$

- homogenize to convert homog. 3D point to cartesian 2D point:
 - divide by w to get $(x/w, y/w, 1)$
 - projects line to point onto $w=1$ plane
- when $w=0$, consider it as direction
 - points at infinity
 - these points cannot be homogenized
 - lies on x-y plane
- $(0,0,0)$ is undefined

43

Homogeneous Coordinates Summary

- may seem unintuitive, but they make graphics operations much easier
- allow all linear transformations to be expressed through matrix multiplication
- use 4x4 matrices for 3D transformations

44

Affine Transformations

- affine transforms are combinations of

- linear transformations
- translations

$$\begin{bmatrix} x' \\ y' \\ w' \end{bmatrix} = \begin{bmatrix} a & b & c \\ d & e & f \\ 0 & 0 & 1 \end{bmatrix} \begin{bmatrix} x \\ y \\ w \end{bmatrix}$$

- properties of affine transformations

- origin does not necessarily map to origin
- lines map to lines
- parallel lines remain parallel
- ratios are preserved
- closed under composition

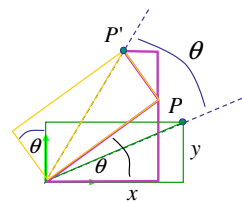
45

3D Rotation About Z Axis

$$x' = x \cos \theta - y \sin \theta$$

$$y' = x \sin \theta + y \cos \theta$$

$$z' = z$$



$$\begin{bmatrix} x' \\ y' \\ z' \\ 1 \end{bmatrix} = \begin{bmatrix} \cos \theta & -\sin \theta & 0 & 0 \\ \sin \theta & \cos \theta & 0 & 0 \\ 0 & 0 & 1 & 0 \\ 0 & 0 & 0 & 1 \end{bmatrix} \begin{bmatrix} x \\ y \\ z \\ 1 \end{bmatrix}$$

- general OpenGL command

`glRotatef(angle,x,y,z);`

- rotate in z

`glRotatef(angle,0,0,1);`

46

3D Rotation in X, Y

around x axis: `glRotatef(angle,1,0,0);`

$$\begin{bmatrix} x' \\ y' \\ z' \\ 1 \end{bmatrix} = \begin{bmatrix} 1 & 0 & 0 & 0 \\ 0 & \cos \theta & -\sin \theta & 0 \\ 0 & \sin \theta & \cos \theta & 0 \\ 0 & 0 & 0 & 1 \end{bmatrix} \begin{bmatrix} x \\ y \\ z \\ 1 \end{bmatrix}$$

around y axis: `glRotatef(angle,0,1,0);`

$$\begin{bmatrix} x' \\ y' \\ z' \\ 1 \end{bmatrix} = \begin{bmatrix} \cos \theta & 0 & \sin \theta & 0 \\ 0 & 1 & 0 & 0 \\ -\sin \theta & 0 & \cos \theta & 0 \\ 0 & 0 & 0 & 1 \end{bmatrix} \begin{bmatrix} x \\ y \\ z \\ 1 \end{bmatrix}$$

47

3D Scaling

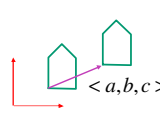


$$\begin{bmatrix} x' \\ y' \\ z' \\ 1 \end{bmatrix} = \begin{bmatrix} a & 0 & 0 & 0 \\ 0 & b & 0 & 0 \\ 0 & 0 & c & 0 \\ 0 & 0 & 0 & 1 \end{bmatrix} \begin{bmatrix} x \\ y \\ z \\ 1 \end{bmatrix}$$

`glScalef(a,b,c);`

48

3D Translation



$$\begin{bmatrix} x' \\ y' \\ z' \\ 1 \end{bmatrix} = \begin{bmatrix} 1 & 0 & 0 & a \\ 0 & 1 & 0 & b \\ 0 & 0 & 1 & c \\ 0 & 0 & 0 & 1 \end{bmatrix} \begin{bmatrix} x \\ y \\ z \\ 1 \end{bmatrix}$$

glTranslatef(a,b,c);

49

3D Shear

- shear in x

$$xshear(sy, sz) = \begin{bmatrix} 1 & sy & sz & 0 \\ 0 & 1 & 0 & 0 \\ 0 & 0 & 1 & 0 \\ 0 & 0 & 0 & 1 \end{bmatrix}$$
- shear in y

$$yshear(sx, sz) = \begin{bmatrix} 1 & 0 & 0 & 0 \\ sx & 1 & sz & 0 \\ 0 & 0 & 1 & 0 \\ 0 & 0 & 0 & 1 \end{bmatrix}$$
- shear in z

$$zshear(sx, sy) = \begin{bmatrix} 1 & 0 & 0 & 0 \\ 0 & 1 & 0 & 0 \\ sx & sy & 1 & 0 \\ 0 & 0 & 0 & 1 \end{bmatrix}$$

50

Summary: Transformations

translate(a,b,c)

$$\begin{bmatrix} x' \\ y' \\ z' \\ 1 \end{bmatrix} = \begin{bmatrix} 1 & a & 0 \\ 0 & 1 & b \\ 0 & 0 & 1 & c \\ 0 & 0 & 0 & 1 \end{bmatrix} \begin{bmatrix} x \\ y \\ z \\ 1 \end{bmatrix}$$

scale(a,b,c)

$$\begin{bmatrix} x' \\ y' \\ z' \\ 1 \end{bmatrix} = \begin{bmatrix} a & 0 & 0 \\ 0 & b & 0 \\ 0 & 0 & c \\ 0 & 0 & 0 & 1 \end{bmatrix} \begin{bmatrix} x \\ y \\ z \\ 1 \end{bmatrix}$$

Rotate(x, θ)

$$\begin{bmatrix} x' \\ y' \\ z' \\ 1 \end{bmatrix} = \begin{bmatrix} 1 & 0 & 0 \\ 0 & \cos \theta & -\sin \theta \\ 0 & \sin \theta & \cos \theta \\ 0 & 0 & 0 & 1 \end{bmatrix} \begin{bmatrix} x \\ y \\ z \\ 1 \end{bmatrix}$$

Rotate (y, θ)

$$\begin{bmatrix} x' \\ y' \\ z' \\ 1 \end{bmatrix} = \begin{bmatrix} \cos \theta & 0 & \sin \theta \\ 0 & 1 & 0 \\ -\sin \theta & 0 & \cos \theta \\ 0 & 0 & 0 & 1 \end{bmatrix} \begin{bmatrix} x \\ y \\ z \\ 1 \end{bmatrix}$$

Rotate (z, θ)

$$\begin{bmatrix} x' \\ y' \\ z' \\ 1 \end{bmatrix} = \begin{bmatrix} \cos \theta & -\sin \theta & 0 \\ \sin \theta & \cos \theta & 0 \\ 0 & 0 & 1 \\ 0 & 0 & 0 & 1 \end{bmatrix} \begin{bmatrix} x \\ y \\ z \\ 1 \end{bmatrix}$$

51

Undoing Transformations: Inverses

$\mathbf{T}(x, y, z)^{-1} = \mathbf{T}(-x, -y, -z)$
 $\mathbf{T}(x, y, z) \mathbf{T}(-x, -y, -z) = \mathbf{I}$

$\mathbf{R}(z, \theta)^{-1} = \mathbf{R}(z, -\theta) = \mathbf{R}^T(z, \theta)$ (**R is orthogonal**)
 $\mathbf{R}(z, \theta) \mathbf{R}(z, -\theta) = \mathbf{I}$

$\mathbf{S}(sx, sy, sz)^{-1} = \mathbf{S}\left(\frac{1}{sx}, \frac{1}{sy}, \frac{1}{sz}\right)$
 $\mathbf{S}(sx, sy, sz) \mathbf{S}\left(\frac{1}{sx}, \frac{1}{sy}, \frac{1}{sz}\right) = \mathbf{I}$

52

Composing Transformations

53

Composing Transformations

- translation

$$T1 = T(dx1, dy1) = \begin{bmatrix} 1 & dx1 \\ 0 & 1 & dy1 \\ 0 & 0 & 1 \end{bmatrix} \quad T2 = T(dx2, dy2) = \begin{bmatrix} 1 & dx2 \\ 0 & 1 & dy2 \\ 0 & 0 & 1 \end{bmatrix}$$

$P'' = T2 \bullet P' = T2 \bullet [T1 \bullet P] = [T2 \bullet T1] \bullet P$, where

$$T2 \bullet T1 = \begin{bmatrix} 1 & dx1 + dx2 \\ 0 & 1 & dy1 + dy2 \\ 0 & 0 & 1 \end{bmatrix} \quad \text{so translations add}$$

54

Composing Transformations

- scaling

$$S2 \cdot S1 = \begin{bmatrix} sx1 \cdot dx2 & & & \\ & sy1 \cdot sy2 & & \\ & & 1 & \\ & & & 1 \end{bmatrix} \quad \text{so scales multiply}$$

- rotation

$$R2 \cdot R1 = \begin{bmatrix} \cos(\theta1 + \theta2) & -\sin(\theta1 + \theta2) & & \\ \sin(\theta1 + \theta2) & \cos(\theta1 + \theta2) & & \\ & & 1 & \\ & & & 1 \end{bmatrix} \quad \text{so rotations add}$$

55

Composing Transformations

ORDER MATTERS!

Ta Tb = Tb Ta, but Ra Rb != Rb Ra and Ta Rb != Rb Ta

56

Composing Transformations

suppose we want

57

Composing Transformations

suppose we want

Rotate(z, -90)

$p' = R(z, -90)p$

58

Composing Transformations

suppose we want

Rotate(z, -90)

Translate(2,3,0)

$p' = R(z, -90)p$

$p'' = T(2, 3, 0)p'$

59

Composing Transformations

suppose we want

Rotate(z, -90)

Translate(2,3,0)

$p' = R(z, -90)p$

$p'' = T(2, 3, 0)p'$

$p''' = T(2, 3, 0)R(z, -90)p = TRp$

60

Composing Transformations

$\mathbf{p}' = \mathbf{TRp}$

- which direction to read?
 - right to left
 - interpret operations wrt fixed coordinates
 - moving object
 - left to right
 - interpret operations wrt local coordinates
 - changing coordinate system

61

Composing Transformations

$\mathbf{p}' = \mathbf{TRp}$

- which direction to read?
 - right to left
 - interpret operations wrt fixed coordinates
 - moving object
 - left to right **OpenGL pipeline ordering!**
 - interpret operations wrt local coordinates
 - changing coordinate system

62

Composing Transformations

$\mathbf{p}' = \mathbf{TRp}$

- which direction to read?
 - right to left
 - interpret operations wrt fixed coordinates
 - moving object
 - left to right **OpenGL pipeline ordering!**
 - interpret operations wrt local coordinates
 - changing coordinate system
 - OpenGL updates current matrix with postmultiply
 - `glTranslatef(2,3,0);`
 - `glRotatef(-90,0,0,1);`
 - `glVertexf(1,1,1);`
 - specify vector last, in final coordinate system
 - first matrix to affect it is specified second-to-last

63

Interpreting Transformations

translate by (-1,0)

moving object

intuitive?

changing coordinate system

OpenGL

- same relative position between object and basis vectors

64

Matrix Composition

- matrices are convenient, efficient way to represent series of transformations
 - general purpose representation
 - hardware matrix multiply
 - matrix multiplication is associative
 - $\mathbf{p}' = (\mathbf{T}^*(\mathbf{R}^*(\mathbf{S}^*\mathbf{p})))$
 - $\mathbf{p}' = (\mathbf{T}^*\mathbf{R}^*\mathbf{S}^*)\mathbf{p}$
- procedure
 - correctly order your matrices!
 - multiply matrices together
 - result is one matrix, multiply vertices by this matrix
 - all vertices easily transformed with one matrix multiply

65

Rotation About a Point: Moving Object

rotate about p by θ :

translate p to origin

rotate about origin

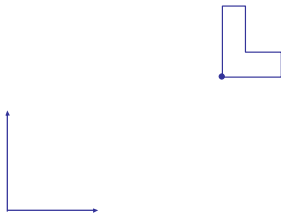
translate p back

$\mathbf{T}(x,y,z)\mathbf{R}(z,\theta)\mathbf{T}(-x,-y,-z)$

66

Rotation: Changing Coordinate Systems

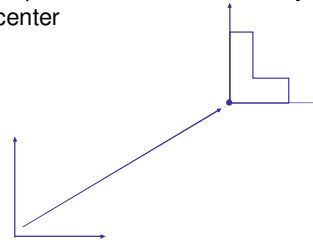
- same example: rotation around arbitrary center



67

Rotation: Changing Coordinate Systems

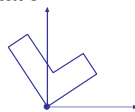
- rotation around arbitrary center
 - step 1: translate coordinate system to rotation center



68

Rotation: Changing Coordinate Systems

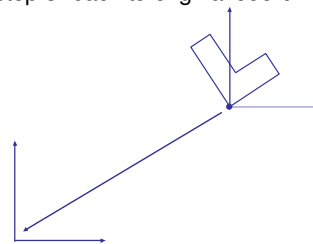
- rotation around arbitrary center
 - step 2: perform rotation



69

Rotation: Changing Coordinate Systems

- rotation around arbitrary center
 - step 3: back to original coordinate system



70

General Transform Composition

- transformation of geometry into coordinate system where operation becomes simpler
 - typically translate to origin
- perform operation
- transform geometry back to original coordinate system

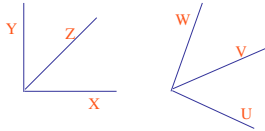
71

Rotation About an Arbitrary Axis

- axis defined by two points
- translate point to the origin
- rotate to align axis with z-axis (or x or y)
- perform rotation
- undo aligning rotations
- undo translation

72

Arbitrary Rotation



- problem:
 - given two orthonormal coordinate systems XYZ and UVW
 - find transformation from one to the other
- answer:
 - transformation matrix R whose columns are U, V, W :

$$R = \begin{bmatrix} u_x & v_x & w_x \\ u_y & v_y & w_y \\ u_z & v_z & w_z \end{bmatrix}$$

Arbitrary Rotation

- why?

$$R(X) = \begin{bmatrix} u_x & v_x & w_x & 1 \\ u_y & v_y & w_y & 0 \\ u_z & v_z & w_z & 0 \end{bmatrix} = (u_x, u_y, u_z) = U$$

- similarly $R(Y) = V$ & $R(Z) = W$

74

Transformation Hierarchies

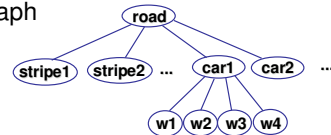
75

Transformation Hierarchies

- scene may have a hierarchy of coordinate systems
 - stores matrix at each level with incremental transform from parent's coordinate system

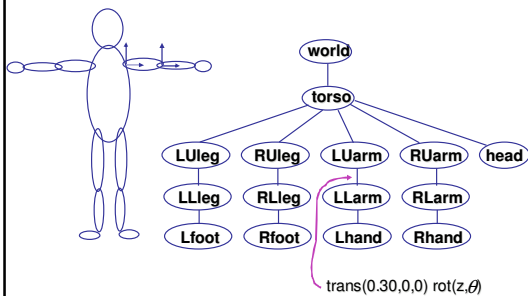


- scene graph



76

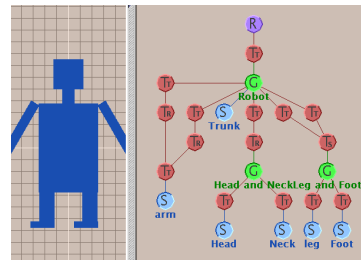
Transformation Hierarchy Example 1



77

Transformation Hierarchies

- hierarchies don't fall apart when changed
- transforms apply to graph nodes beneath



78

Demo: Brown Applets

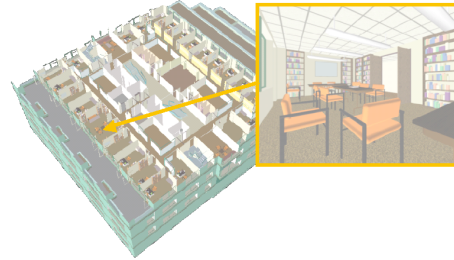
<http://www.cs.brown.edu/exploratories/freeSoftware/catalogs/scenegraphs.html>



79

Transformation Hierarchy Example 2

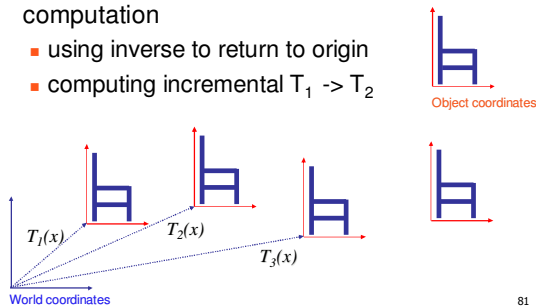
- draw same 3D data with different transformations: instancing



80

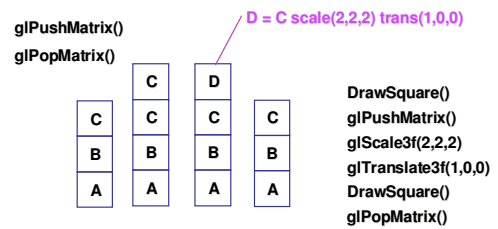
Matrix Stacks

- challenge of avoiding unnecessary computation
 - using inverse to return to origin
 - computing incremental $T_1 \rightarrow T_2$



81

Matrix Stacks



82

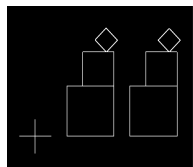
Modularization

- drawing a scaled square
 - push/pop ensures no coord system change

```
void drawBlock(float k) {
    glPushMatrix();

    glScalef(k, k, k);
    glBegin(GL_LINE_LOOP);
    glVertex3f(0, 0, 0);
    glVertex3f(1, 0, 0);
    glVertex3f(1, 1, 0);
    glVertex3f(0, 1, 0);
    glEnd();

    glPopMatrix();
}
```



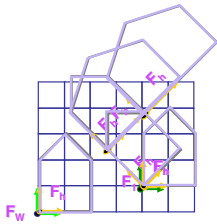
83

Matrix Stacks

- advantages
 - no need to compute inverse matrices all the time
 - modularize changes to pipeline state
 - avoids incremental changes to coordinate systems
 - accumulation of numerical errors
- practical issues
 - in graphics hardware, depth of matrix stacks is limited
 - (typically 16 for model/view and about 4 for projective matrix)

84

Transformation Hierarchy Example 3

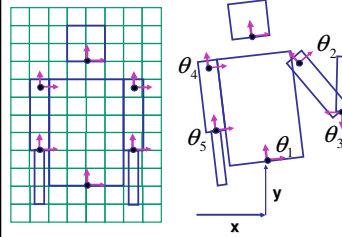


```

glLoadIdentity();
glTranslatef(4, 1, 0);
glPushMatrix();
glRotatef(45, 0, 0, 1);
glTranslatef(0, 2, 0);
glScalef(2, 1, 1);
glTranslatef(1, 0, 0);
glPopMatrix();
    
```

85

Transformation Hierarchy Example 4



```

glTranslatef(x,y,0);
glRotatef(theta,0,0,1);
DrawBody();
glPushMatrix();
glTranslatef(0,7,0);
DrawHead();
glPopMatrix();
glPushMatrix();
glTranslatef(2.5,5.5,0);
glRotatef(theta_2,0,0,1);
DrawUArm();
glTranslatef(0,-3.5,0);
glRotatef(theta_3,0,0,1);
DrawLArm();
glPopMatrix();
... (draw other arm)
    
```

86

Hierarchical Modelling

- advantages
 - define object once, instantiate multiple copies
 - transformation parameters often good control knobs
 - maintain structural constraints if well-designed
- limitations
 - expressivity: not always the best controls
 - can't do closed kinematic chains
 - keep hand on hip
 - can't do other constraints
 - collision detection
 - self-intersection
 - walk through walls

87

Single Parameter: simple

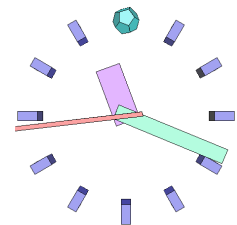
- parameters as functions of other params
 - clock: control all hands with seconds s

$$m = s/60, h = m/60,$$

$$\theta_{s} = (2 \pi s) / 60,$$

$$\theta_{m} = (2 \pi m) / 60,$$

$$\theta_{h} = (2 \pi h) / 60$$



88

Single Parameter: complex

- mechanisms not easily expressible with affine transforms



<http://www.flying-pig.co.uk>

89

Single Parameter: complex

- mechanisms not easily expressible with affine transforms



<http://www.flying-pig.co.uk/mechanisms/pages/irregular.html>

90

Display Lists

91

Display Lists

- precompile/cache block of OpenGL code for reuse
 - usually more efficient than **immediate mode**
 - exact optimizations depend on driver
 - good for multiple instances of same object
 - but cannot change contents, not parametrizable
 - good for static objects redrawn often
 - display lists persist across multiple frames
 - interactive graphics: objects redrawn every frame from new viewpoint from moving camera
 - can be nested hierarchically
- snowman example
<http://www.lighthouse3d.com/opengl/displaylists>

92

One Snowman



```
void drawSnowMan() {  
    // Draw Eyes  
    glColor3f(1.0f, 1.0f, 1.0f);  
    glPushMatrix();  
    glColor3f(0.0f, 0.0f, 0.0f);  
    glTranslatef(0.05f, 0.10f, 0.18f);  
    glutSolidSphere(0.05f, 10, 10);  
    glTranslatef(-0.1f, 0.0f, 0.0f);  
    glutSolidSphere(0.05f, 10, 10);  
    glPopMatrix();  
  
    // Draw Body  
    glTranslatef(0.0f, 0.75f, 0.0f);  
    glutSolidSphere(0.75f, 20, 20);  
  
    // Draw Head  
    glTranslatef(0.0f, 1.0f, 0.0f);  
    glutSolidSphere(0.25f, 20, 20);  
  
    // Draw Nose  
    glColor3f(1.0f, 0.5f, 0.5f);  
    glTranslatef(0.0f, 1.0f, 0.5f);  
    glRotatef(0.0f, 1.0f, 0.0f, 0.0f);  
    glutSolidCone(0.08f, 0.5f, 10, 2);  
}
```

93

Instantiate Many Snowmen



```
// Draw 36 Snowmen  
for(int i = -3; i < 3; i++)  
    for(int j = -3; j < 3; j++) {  
        glPushMatrix();  
        glTranslatef(i*10.0, 0, j * 10.0);  
        // Call the function to draw a snowman  
        drawSnowMan();  
        glPopMatrix();  
    }  
}
```

36K polygons, 55 FPS

94

Making Display Lists

```
GLuint createDL() {  
    GLuint snowManDL;  
    // Create the id for the list  
    snowManDL = glGenLists(1);  
    glNewList(snowManDL, GL_COMPILE);  
    drawSnowMan();  
    glEndList();  
    return(snowManDL); }  
  
snowManDL = createDL();  
for(int i = -3; i < 3; i++)  
    for(int j = -3; j < 3; j++) {  
        glPushMatrix();  
        glTranslatef(i*10.0, 0, j * 10.0);  
        glCallList(Did);  
        glPopMatrix(); }  
36K polygons, 153 FPS 95
```

95

Transforming Normals

96

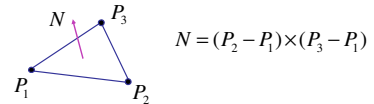
Transforming Geometric Objects

- lines, polygons made up of vertices
- just transform the vertices, interpolate between
- does this work for everything? no!

97

Computing Normals

- polygon:



- assume vertices ordered CCW when viewed from visible side of polygon
- normal for a vertex
 - specify polygon orientation
 - used for lighting
 - supplied by model (i.e., sphere), or computed from neighboring polygons



98

Transforming Normals

- what is a normal?
 - a **direction**
 - homogeneous coordinates: w=0 means direction
 - often normalized to unit length
 - vs. points/vectors that are object vertex locations

$$\begin{bmatrix} x \\ y \\ z \\ 0 \end{bmatrix}$$

- what are normals for?
 - specify orientation of polygonal face
 - used when computing lighting

$$\begin{bmatrix} N_x' \\ N_y' \\ N_z' \\ 0 \end{bmatrix} = \begin{bmatrix} m_{11} & m_{12} & m_{13} & T_x \\ m_{21} & m_{22} & m_{23} & T_y \\ m_{31} & m_{32} & m_{33} & T_z \\ 0 & 0 & 0 & 1 \end{bmatrix} \begin{bmatrix} N_x \\ N_y \\ N_z \\ 0 \end{bmatrix}$$

- so if points transformed by matrix **M**, can we just transform normal vector by **M** too?

99

Transforming Normals

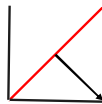
$$\begin{bmatrix} x' \\ y' \\ z' \\ 0 \end{bmatrix} = \begin{bmatrix} m_{11} & m_{12} & m_{13} & T_x \\ m_{21} & m_{22} & m_{23} & T_y \\ m_{31} & m_{32} & m_{33} & T_z \\ 0 & 0 & 0 & 1 \end{bmatrix} \begin{bmatrix} x \\ y \\ z \\ 0 \end{bmatrix}$$

- translations OK: w=0 means unaffected
- rotations OK
- uniform scaling OK
- these all maintain direction

100

Transforming Normals

- nonuniform scaling does not work
- x-y=0 plane
 - line x=y
 - normal: [1,-1,0]
 - direction of line x=-y
 - (ignore normalization for now)



101

Transforming Normals

- apply nonuniform scale: stretch along x by 2
 - new plane x = 2y
- transformed normal: [2,-1,0]

$$\begin{bmatrix} 2 \\ -1 \\ 0 \\ 0 \end{bmatrix} = \begin{bmatrix} 2 & 0 & 0 & 0 \\ 0 & 1 & 0 & 0 \\ 0 & 0 & 1 & 0 \\ 0 & 0 & 0 & 1 \end{bmatrix} \begin{bmatrix} 1 \\ -1 \\ 0 \\ 0 \end{bmatrix}$$

- normal is direction of line x = -2y or x+2y=0
- not perpendicular to plane!
- should be direction of 2x = -y



102

Planes and Normals

- plane is all points perpendicular to normal
 - $N \cdot P = 0$ (with dot product)
 - $N^T P = 0$ (matrix multiply requires transpose)

$$N = \begin{bmatrix} a \\ b \\ c \\ d \end{bmatrix}, P = \begin{bmatrix} x \\ y \\ z \\ w \end{bmatrix}$$

- explicit form: plane = $ax + by + cz + d$

103

Finding Correct Normal Transform

- transform a plane

$$\begin{matrix} P \\ N \end{matrix} \longrightarrow \begin{matrix} P' = MP \\ N' = QN \end{matrix}$$

given M,
what should Q be?

$$N'^T P' = 0$$

$$(QN)^T (MP) = 0$$

stay perpendicular

substitute from above

$$N^T Q^T M P = 0$$

$$(AB)^T = B^T A^T$$

$$Q^T M = I$$

$$N^T P = 0 \text{ if } Q^T M = I$$

$$Q = (M^{-1})^T$$

thus the normal to any surface can be transformed by the inverse transpose of the modelling transformation

104

Assignments

105

Assignments

- project 1
 - out today, due 11:59pm Wed May 18
 - you should start very soon!
 - build giraffe out of cubes and 4x4 matrices
 - think cartoon, not beauty
 - template code gives you program shell, Makefile
 - <http://www.ugrad.cs.ubc.ca/~cs314/Vmay2005/p1.tar.gz>
- written homework 1
 - out today, due 4pm Wed May 18
 - theoretical side of material

106

Real Giraffes



www.buffaloworks.us/images/giraffe.jpg



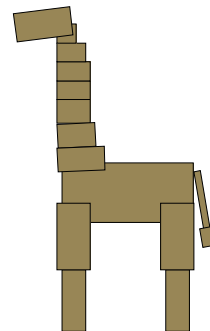
www.giraffes.org/giraffe.jpg



cgi.di.uoa.gr/~kmorfo/images/Toronto/Giraffe.jpg

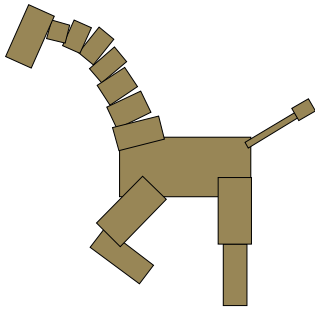
107

Articulated Giraffe



108

Articulated Giraffe



109

Demo

110

Project 1 Advice

- build then animate one section at a time
 - ensure you're constructing hierarchy correctly
 - use body as scene graph root
 - start with an upper leg
- consider using separate transforms for animation and modelling
- make sure you redraw exactly and only when necessary

111

Project 1 Advice

- finish all required parts before
 - going for extra credit
 - playing with lighting or viewing
- ok to use `glRotate`, `glTranslate`, `glScale`
- ok to use `glutSolidCube`, or build your own
 - where to put origin? your choice
 - center of object, range -0.5 to $+0.5$
 - corner of object, range 0 to 1

112

Project 1 Advice

- visual debugging
 - color cube faces differently
 - colored lines sticking out of `glutSolidCube` faces
- thinking about transformations
 - move physical objects around
 - play with demos
 - Brown scenegraph applets

113

Project 1 Advice

- transitions
 - safe to linearly interpolate parameters for `glRotate`/`glTranslate`/`glScale`
 - do **not** interpolate individual elements of 4x4 matrix!

114

Labs Reminder

- in CICS 011
- today 3-4, 4-5
 - Thu labs are for help with programming projects
 - Thursday 11-12 slot deprecated first four weeks
 - Tue labs are for help with written assignments
 - Tuesday 11-12 slot is fine
 - no separate materials to be handed in
- after-hours door code

115