


Overview of Probability

Mark Schmidt

September 12, 2017


Practical Application...

- Dungeons & Dragons scenario:
 - You roll dice 1:
 - Roll 5 or 6 you sneak past monster.
 - Otherwise, you are eaten.
 - If you survive, you roll dice 2:
 - Roll 4-6, find pizza.
 - Otherwise, you find nothing.



Practical Application ...

- Dungeons & Dragons scenario:
 - You roll dice 1:
 - Roll 5 or 6 you sneak past monster.
 - Otherwise, you are eaten.
 - If you survive, you roll dice 2:
 - Roll 4-6, find pizza.
 - Otherwise, you find nothing.




- Probabilities defined on 'event space':

D1\D2	1	2	3	4	5	6
1						
2						
3		D ₁ =3,D ₂ =2				
4						
5						
6						

Practical Application ...

- Dungeons & Dragons scenario:
 - You roll dice 1:
 - Roll 5 or 6 you sneak past monster.
 - Otherwise, you are eaten.
 - If you survive, you roll dice 2:
 - Roll 4-6, find pizza.
 - Otherwise, you find nothing.



- Probabilities defined on 'event space':

D1\D2	1	2	3	4	5	6
1						
2						
3						
4						
5						
6						

–Survive

Survive Pizza

Calculating Basic Probabilities

- Probability of event 'A' is ratio:
 - $p(A) = \text{Area}(A) / \text{TotalArea}$.
 - “Likelihood” that 'A' happens.
- Examples:
 - $p(\text{Survive}) = 12/36 = 1/3$.
 - $p(\text{Pizza}) = 6/36 = 1/6$.
 - $p(\neg\text{Survive}) = 1 - p(\text{Survive}) = 2/3$.

D1\D2	1	2	3	4	5	6
1						
2						
3						
4						
5						
6						

–Survive

Survive Pizza

Calculating Basic Probabilities

- Probability of event 'A' is ratio:
 - $p(A) = \text{Area}(A)/\text{TotalArea}$.
 - “Likelihood” that 'A' happens.
- Examples:
 - $p(\text{Survive}) = 12/36 = 1/3$.
 - $p(\text{Pizza}) = 6/36 = 1/6$.
 - $p(\neg\text{Survive}) = 1 - p(\text{Survive}) = 2/3$.
 - $p(D_1 \text{ is even}) = 18/36 = 1/2$.

D1\D2	1	2	3	4	5	6
1						
2	D ₁ is even					
3						
4	D ₁ is even					
5						
6	D ₁ is even					

Random Variables and 'Sum to 1' Property

- **Random variable**: variable whose value depends on probability.
- Example: event ($D_1 = x$) depends on random variable D_1 .
- Convention:
 - We'll use $p(x)$ to mean $p(X = x)$, when random variable X is obvious.
- Sum of probabilities of random variable over entire domain is 1:
 - $\sum_x p(x) = 1$.
 - E.g, $\sum_i p(D_1 = i) = 1/6 + 1/6 + \dots = 1$.

D1\D2	1	2	3	4	5	6
1			$D_1 = 1$			
2			$D_1 = 2$			
3			$D_1 = 3$			
4			$D_1 = 4$			
5			$D_1 = 5$			
6			$D_1 = 6$			

Joint Probability

- **Joint probability:** probability that A **and** B happen, written 'p(A,B)'.
 - Intersection of Area(A) and Area(B).
- **Examples:**
 - $p(D_1 = 1, \text{Survive}) = 0$.
 - $p(\text{Survive}, \text{Pizza}) = 6/36 = 1/6$.

D1\D2	1	2	3	4	5	6
1	D ₁ = 1					
2						
3						
4						
5	Survive			Pizza		
6	Survive			Pizza		

Joint Probability

- **Joint probability:** probability that A **and** B happen, written 'p(A,B)'.
 - Intersection of Area(A) and Area(B).

- **Examples:**

- $p(D_1 = 1, \text{Survive}) = 0$.
- $p(\text{Survive}, \text{Pizza}) = 6/36 = 1/6$.
- $p(D_1 \text{ even}, \text{Pizza}) = 3/36 = 1/12$.

D1\D2	1	2	3	4	5	6
1						
2	D ₁ is even					
3						
4	D ₁ is even					
5				Pizza		
6	D ₁ is even			Pizza		

- Note: order of A and B does not matter

Marginalization Rule

- Marginalization rule:

- $P(A) = \sum_x P(A, X = x)$.

- Summing joint over all values of one variable gives probability of the other.

- Example: $P(\text{Pizza}) = P(\text{Pizza}, \text{Survive}) + P(\text{Pizza}, \neg\text{Survive}) = \frac{1}{6}$.

D1\D2	1	2	3	4	5	6
1						
2						
3						
4						
5						
6						

–Survive

Survive Pizza

- Applying rule twice: $\sum_x \sum_y p(Y = y, X = x) = 1$.

Conditional Probability

- **Conditional probability:**
 - probability that A will happen *if we know* that B happens.
 - “probability of A *restricted* to scenarios where B happens”.
 - Written $p(A | B)$, said “probability of A given B”.
- **Calculation:**
 - **Within area of B:**
 - Compute $\text{Area}(A) / \text{TotalArea}$.
 - $p(\text{Pizza} | \text{Survive}) =$

D1\D2	1	2	3	4	5	6
1						
2						
3						
4						
5						
6						

–Survive

Survive Pizza

Conditional Probability

- **Conditional probability:**
 - probability that A will happen *if we know* that B happens.
 - “probability of A *restricted* to scenarios where B happens”.
 - Written $p(A | B)$, said “probability of A given B”.

- **Calculation:**

Geometrically: compute area of A on new space where B happened.

- **Within area of B:**

- Compute $\text{Area}(A)/\text{TotalArea}$.

- $p(\text{Pizza} | \text{Survive}) =$

$$p(\text{Pizza}, \text{Survive})/p(\text{Survive}) = 6/12 = \frac{1}{2}.$$

- Higher than $p(\text{Pizza}, \text{Survive}) = 6/36 = 1/6$.

- More generally, $p(A | B) = p(A,B)/p(B)$.

D1\D2	1	2	3	4	5	6
5						
6						

Survive Pizza

'Sum to 1' Properties and Bayes Rule.

- Conditional probability $P(A | B)$ sums to one over all A:

- $\sum_x P(x | B) = 1.$

- $P(\text{Pizza} | \text{Survive}) + P(\neg \text{Pizza} | \text{Survive}) = 1.$

- $P(\text{Pizza} | \text{Survive}) + P(\text{Pizza} | \neg \text{Survive}) \neq 1.$

- Product rule: $p(A, B) = p(A | B)p(B).$

- Bayes Rule:

$$p(A | B) = \frac{p(B | A)p(A)}{p(B)}$$

- Allows you to “reverse” the conditional probability.

- Example:

- $P(\text{Pizza} | \text{Survive}) = \frac{P(\text{Survive} | \text{Pizza})P(\text{Pizza})}{P(\text{Survive})}$
 $= \frac{(1) * (1/6)}{(1/3)} = \frac{1}{2}.$

- <http://setosa.io/ev/conditional-probability>

Independence of Random Variables

- **Events** A and B are **independent** if $p(A,B) = p(A)p(B)$.
 - Equivalently: $p(A|B) = p(A)$.
 - “Knowing B happened tells you nothing about A”.
 - We use the notation:
$$A \perp B$$
- **Random variables** are **independent** if $p(x,y) = p(x)p(y)$ for all x and y.
 - Flipping two coins:
$$p(C_1 = \text{'heads'}, C_2 = \text{'heads'}) = p(C_1 = \text{'heads'})p(C_2 = \text{'heads'})$$
$$p(C_1 = \text{'tails'}, C_2 = \text{'heads'}) = p(C_1 = \text{'tails'})p(C_2 = \text{'heads'})$$

...

Conditional Independence

- A and B are **conditionally independent** given C if
$$p(A, B \mid C) = p(A \mid C)p(B \mid C).$$
 - Equivalently: $p(A \mid B, C) = p(A \mid C)$.
 - “Knowing C happened, also knowing B happened says nothing about A”.
 - Example: $p(\text{Pizza} \mid D_1, \text{Survive}) = p(\text{Pizza} \mid \text{Survive})$.
 - Knowing you survived, dice 1 gives no information about chance of pizza.
 - We use the notation: $A \perp B \mid C$
- Semantics of $p(A, B \mid C, D)$:
 - “probability of A and B happening, if we know that C and D happened”.

Conditional Independence

- Example: food poisoning
 - If food was bad, each person independently gets sick with probability 50%
 - Unconditionally, me getting and and you getting sick are NOT independent
 - If I got sick, that makes me think the food was bad, which makes it more likely that you will get sick also. So knowing my situation influences my beliefs about yours.
 - But, conditioned on knowing the food was bad (or not bad), my sickness and your sickness are independent.

More Tutorial Material

- Wikipedia's conditional probability article is good:
 - https://en.wikipedia.org/wiki/Conditional_probability
- Visual/interactive introduction to probability:
 - <http://students.brown.edu/seeing-theory/basic-probability/index.html#first>
 - <http://students.brown.edu/seeing-theory/compound-probability/index.html#first>
- “Probability Primer” (advanced, PP 1.S-5.4 are most relevant):
 - <https://www.youtube.com/playlist?list=PL17567A1A3F5DB5E4>

Fun with Probabilities

- Probabilities can be used for a huge variety of problems:
 - [Are you the hottest person in your group?](#)
 - [Poker Odds](#)
 - [Are shy students likely to be math students?](#)
 - [Battleship](#)
 - [Should you put all your eggs/tickets in one basket/lottery?](#)
 - [The Price is Right](#)