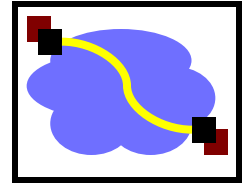


416 Distributed Systems

Errors and Failures

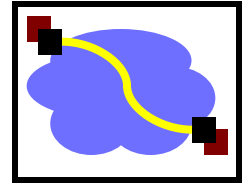
Feb 9, 2018

Types of Errors



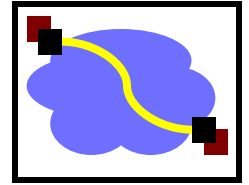
- **Hard errors:** The component is dead.
- **Soft errors:** A signal or bit is wrong, but it doesn't mean the component must be faulty
- Note: You can have recurring soft errors due to faulty, but not dead, hardware

Examples



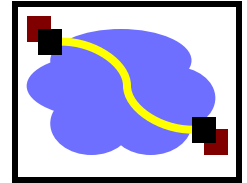
- DRAM errors
 - Hard errors: Often caused by motherboard - faulty traces, bad solder, etc.
 - Soft errors: Often caused by cosmic radiation or alpha particles (from the chip material itself) hitting memory cell, changing value. (Remember that DRAM is just little capacitors to store charge... if you hit it with radiation, you can add charge to it.)

Some fun #s



- Both Microsoft and Google have recently started to identify DRAM errors as an increasing contributor to failures... Google in their datacenters, Microsoft on your desktops.
- We've known hard drives fail for years, of course. :)

Replacement Rates

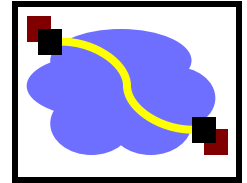


HPC1		COM1		COM2	
Component	%	Component	%	Component	%
Hard drive	30.6	Power supply	34.8	Hard drive	49.1
Memory	28.5	Memory	20.1	Motherboard	23.4
Misc/Unk	14.4	Hard drive	18.1	Power supply	10.1
CPU	12.4	Case	11.4	RAID card	4.1
motherboard	4.9	Fan	8	Memory	3.4
Controller	2.9	CPU	2	SCSI cable	2.2
QSW	1.7	SCSI Board	0.6	Fan	2.2
Power supply	1.6	NIC Card	1.2	CPU	2.2
MLB	1	LV Pwr Board	0.6	CD-ROM	0.6
SCSI BP	0.3	CPU heatsink	0.6	Raid Controller	0.6

TACT: Total Accumulated CPU Time

MCE : This failure occurs when the CPU issues a machine-check exception (MCE) [Intel], which indicates a detected violation of an internal invariant. Causes include bus errors, memory bugs, and parity errors in the CPU's caches

Replacement Rates



TACT: Total Accumulated CPU Time

MCE : When CPU issues a machine-check exception (MCE) [Intel], which indicates a detected violation of an internal invariant. Causes include bus errors, microcode bugs, and parity errors in the CPU's caches

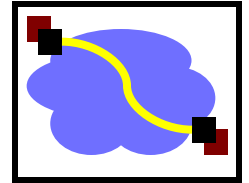
Failure	min TACT	Pr[1st failure]	Pr[2nd fail 1 fail]	Pr[3rd fail 2 fails]
CPU subsystem (MCE)	5 days	1 in 330	1 in 3.3	1 in 1.8
CPU subsystem (MCE)	30 days	1 in 190	1 in 2.9	1 in 1.7
Memory (DRAM one-bit flip)	5 days	1 in 2700	1 in 9.0	1 in 2.2
Memory (DRAM one-bit flip)	30 days	1 in 1700	1 in 12	1 in 2.0
Disk subsystem	5 days	1 in 470	1 in 3.4	1 in 1.9
Disk subsystem	30 days	1 in 270	1 in 3.5	1 in 1.7

Figure 2. The (conditional) probability of an OS crash from various hardware failures

Millions of consumer PCs; 2016 study

<https://www.microsoft.com/en-us/research/wp-content/uploads/2016/02/eurosys84-nightingale.pdf>

Measuring Availability

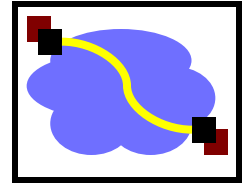


- Mean time to failure (MTTF)
- Mean time to repair (MTTR)
- $MTBF = MTTF + MTTR$ (mean time **between** failure)

$$Availability = \frac{\text{time system was running}}{\text{time system should have been running}}$$

- $Availability = MTTF / (MTTF + MTTR)$ Down time = (1 - Availability)
 - Suppose OS crashes once per month, takes 10min to reboot.
 - $MTTF = 720 \text{ hours} = 43,200 \text{ minutes}$
 $MTTR = 10 \text{ minutes}$
 - $Availability = 43200 / 43210 = 0.997$ (~“3 nines”)

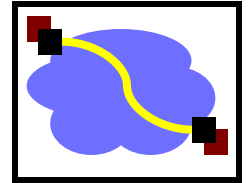
Availability



Availability %	Downtime per year	Downtime per month*	Downtime per week
90% ("one nine")	36.5 days	72 hours	16.8 hours
95%	18.25 days	36 hours	8.4 hours
97%	10.96 days	21.6 hours	5.04 hours
98%	7.30 days	14.4 hours	3.36 hours
99% ("two nines")	3.65 days	7.20 hours	1.68 hours
99.50%	1.83 days	3.60 hours	50.4 minutes
99.80%	17.52 hours	86.23 minutes	20.16 minutes
99.9% ("three nines")	8.76 hours	43.8 minutes	10.1 minutes
99.95%	4.38 hours	21.56 minutes	5.04 minutes
99.99% ("four nines")	52.56 minutes	4.32 minutes	1.01 minutes
99.999% ("five nines")	5.26 minutes	25.9 seconds	6.05 seconds
99.9999% ("six nines")	31.5 seconds	2.59 seconds	0.605 seconds
99.99999% ("seven nines")	3.15 seconds	0.259 seconds	0.0605 seconds

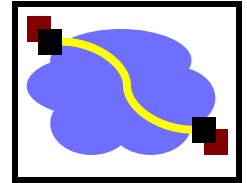
For a reliable component, may have to wait a **long** time to determine its availability/downtime!

Availability in practice



- Carrier airlines (2002 FAA fact book)
 - 41 accidents, 6.7M departures
 - 99.9993% availability
- 911 Phone service (1993 NRIC report)
 - 29 minutes per line per year
 - 99.994%
- Standard phone service (various sources)
 - 53+ minutes per line per year
 - 99.99+%
- End-to-end Internet Availability
 - 95% - 99.6%

Real Devices



PRODUCT OVERVIEW

Cheetah 15K.4

Mainstream enterprise disc drive

Simply the best price/
performance, lowest cost of
ownership disc drive ever

KEY FEATURES AND BENEFITS

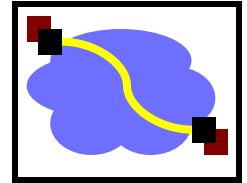
- The Cheetah™ 15K.4 is the highest-performance drive ever offered by Seagate®, delivering maximum IOPS with fewer drives to yield lower TCO.
- The Cheetah 15K.4 price-per-performance value united with the breakthrough benefits of serial attached SCSI (SAS) make it the optimal 3.5-inch drive for rock solid enterprise storage.
- Proactive, self-initiated background management functions improve media integrity, increase drive efficiency, reduce incidence of integration failures and improve field reliability.
- The Cheetah 15K.4 shares its electronics architecture and firmware base with Cheetah 10K.7 and Savvio™ to ensure greater factory consistency and reduced time to market.

KEY SPECIFICATIONS

- 146-, 73- and 36-Gbyte capacities
- 3.3-msec average read and 3.8-msec average write seek times
- Up to 96-Mbytes/sec sustained transfer rate
- 1.4 million hours full duty cycle MTBF
- Serial Attached SCSI (SAS), Ultra320 SCSI and 2 Gbits/sec Fibre Channel interfaces
- 5-year warranty

For more information on why 15K is the industry's best price/performance disc drive for use in mainstream storage applications, visit <http://specials.seagate.com/15k>

Real Devices – the small print



- The Cheetah™ 15K.4 is the highest-performance drive ever offered by Seagate™, delivering maximum IOPS with fewer drives to yield lower TCO.
- The Cheetah 15K.4 price-per-performance value united with the breakthrough benefits of serial attached SCSI (SAS) make it the optimal 3.5-inch drive for rock solid enterprise storage.
- Proactive, self-initiated background management functions improve media integrity, increase drive efficiency, reduce incidence of integration failures and improve field reliability.
- The Cheetah 15K.4 shares its electronics architecture and firmware base with Cheetah 10K.7 and Savvio™ to ensure greater factory consistency and reduced time to market.

KEY SPECIFICATIONS

- 146-, 73- and 36-Gbyte capacities
- 3.3-msec average read and 3.8-msec average write seek times
- Up to 98 Mbytes/sec sustained transfer rate
- 1.4 million hours full duty cycle MTBF
- Serial Attached SCSI (SAS), Ultra320 SCSI and 2 Gbits/sec Fibre Channel interfaces
- 5-year warranty

For more information on why 15K is the industry's best price/performance disc drive for use in mainstream storage applications, visit <http://specials.seagate.com/15k>