

Focus + Context

CPSC 533C Presentation

Lan Wu

Papers Chosen:

- Benjamin B. Bederson, “Fisheye Menus”, *Proc. UIST 2000*, pp. 217-226
- Saul Greenberg, Carl Gutwin, Andy Cockburn, “Using Distortion-Oriented Displays to Support Workspace Awareness”, *Proc. HCI'96 Conference on People and Computers XI*, 1996, p.299-314.

Brief Review [Leung 94] :

- Distortion-Oriented: A local area in detail on a section of the screen (focus) + A global view of the space (context), at the same time! Not trade-off
- Examples:
 - Polyfocal Display
 - Bifocal Display
 - Fisheye View
 - Perspective Wall

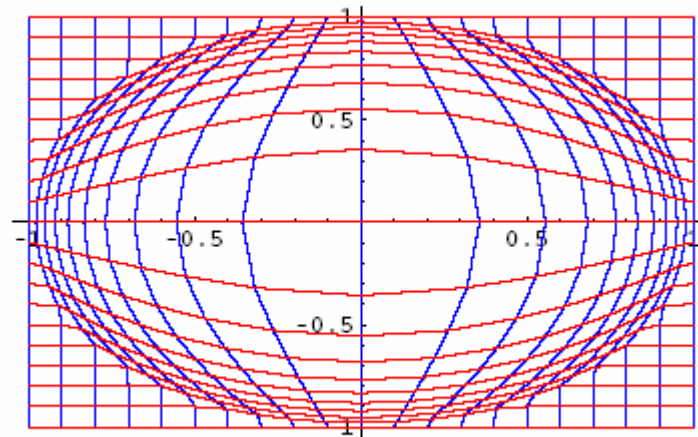


Fig 18. Fisheye distortion of a regular grid of the plane. The distortion factor is 4.

Application of Focus+Context:

- Benjamin B. Bederson, “Fisheye Menus”, *Proc. UIST 2000*, pp. 217-226
- Saul Greenberg, Carl Gutwin, Andy Cockburn, “Using Distortion-Oriented Displays to Support Workspace Awareness”, *Proc. HCI'96 Conference on People and Computers XI*, 1996, p.299-314.

“Fisheye Menus”:

- Motivation
- Currently used approaches
- Implementation
- Design Issues
- Evaluation
- Analysis
- Critique

Motivation:

To select items from a really long menu that is hard to navigate

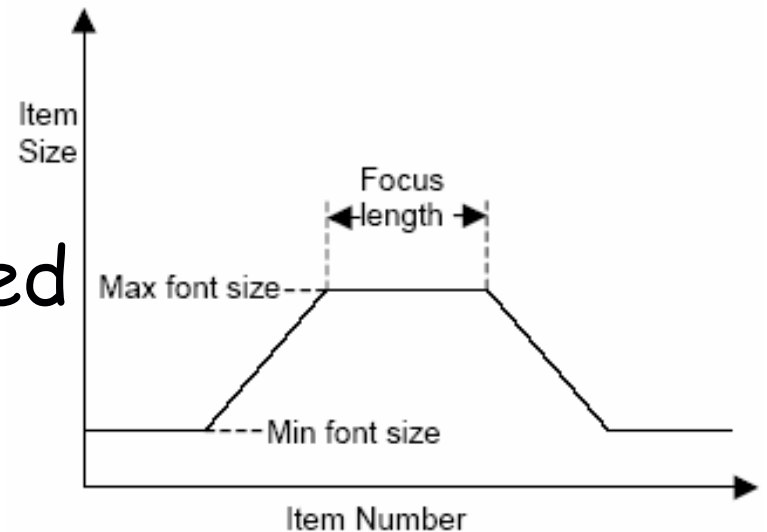
Currently Used Approaches:

- Arrow Bar:
 - adding arrows to top and bottom of list
 - scroll too fast, mouse move to opposite
- Scroll Bar:
 - seldom used in pull-down menus
- Hierarchical Bar:
 - organizing the items into group
 - user may not know hierarchical structure

Demo: <http://www.cs.umd.edu/hcil/fisheyemenu/fisheyemenu-demo.shtml>

Implementation:

- Parameters: maximum font size, focus length
- Simple DOI (Degree of Interest) function:
 - consider only distance from focus point
 - not consider the priori importance
 - Rest items reduced in size until min reached
- Room not enough
 - focus length reduced
 - maximum font size reduced



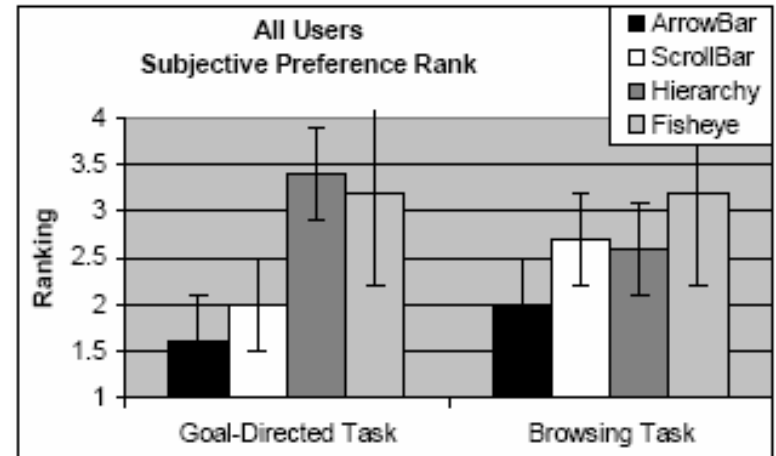
Design Issues:

- Items are in an alphabetic index
- Initials put on the left
- Focus Lock Mode
 - items on the focus are difficult to select!
 - small mouse move causes change of focus
 - mouse moves a little step to go to next item
(== SMALLEST font size)
 - right side = turning on focus lock mode

Evaluation:

- Intent of the study:
 - get a rough idea of user's preferences
 - inform future evaluation
- Setup: (no subjects familiar with fisheye)
 - 5 computer science students
 - 5 administrative staff
 - exposed to four menu schemes
 - select items from menu of 100 websites

Results&Analysis:



- Programmers liked fisheye more than non-programmers
- Only one figured out "focus lock mode"
 - Once one understands the tricky colored area, fisheye becomes easier and interesting. But if you don't know, it's really frustrating.

Critique:

- Pros:
 - good paper with good idea.
 - Detailed discussion of design issues
 - Satisfactory evaluation
- Cons:
 - It does not give the solution when the menu of items is not sorted or is not sorted in an alphabetic order.

Application of Focus+Context:

- Benjamin B. Bederson, “Fisheye Menus”, *Proc. UIST 2000*, pp. 217-226
- Saul Greenberg, Carl Gutwin, Andy Cockburn, “Using Distortion-Oriented Displays to Support Workspace Awareness”, *Proc. HCI'96 Conference on People and Computers XI*, 1996, p.299-314.

Distortion-Oriented Displays:

- Introduction
- Distortion-Oriented Display and its application to Group awareness
- Comparison of three prototypes
- Critique

Introduction:


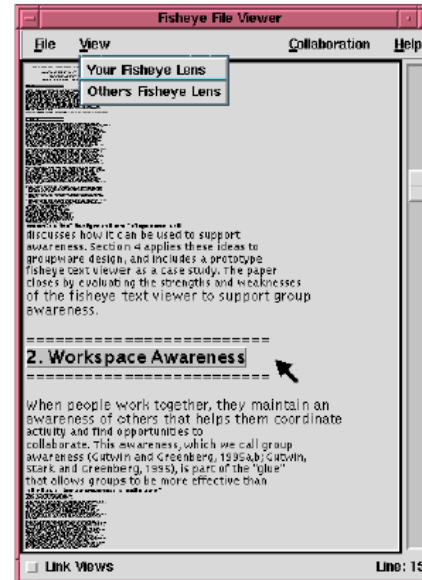
- people in co-operation, physically separated
- Workspace Awareness: up-to-minute knowledge of other group members' interaction with a shared workspace (identity, location, activity, temporal immediacy)
- WYSIWIS (what-you-see-is-what-I-see) groupware provides workspace awareness information

Introduction (Cont.):

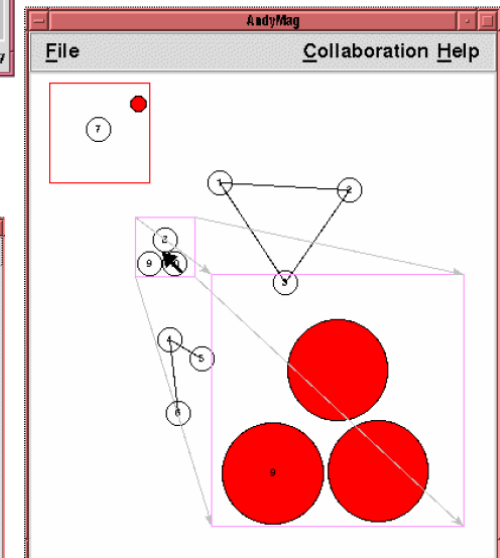
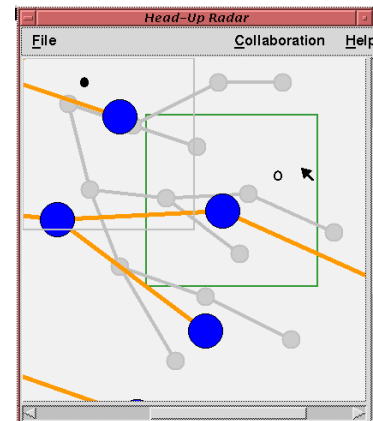
- When the display of shared workspace cannot fit within the window and people scroll into different parts of the display, awareness information of groupware may disappear.
- With distortion-oriented displays, we can integrate local details with global context rather than using separated windows

Distortion-Oriented Displays:

- Magnification Lenses:
- Fisheye Views:
 - Head-up Lens
 - Offset Lens
 - Fisheye Text Viewer



Video: <http://grouplab.cpsc.ucalgary.ca/papers/videos/1996-applying-distortion-oriented.wmv>



Comparison of three prototypes:

- Fisheye viewer: a continuous plane
Offset and Head-up Lens: includes foreground and background
- Offset Lens: customizable but complex
(to directly edit globally, to alter the size and position of lens)
Head-up Lens: simple but constrained

Critique:

- Pros:
 - provides varieties of awareness information using distortion-oriented displays
 - detailed explanation and comparison of the three prototypes
- Cons:
 - no evaluation, so can users figure out and manipulate interfaces?
 - both paper and video only give examples with at most two users. How about multi-users?

Thank you !