



University of British Columbia
CPSC 111, Intro to Computation
Jan-Apr 2006
Tamara Munzner

Interfaces, Inheritance

Lecture 22, Tue Mar 28 2006

based on slides by Kurt Eiselt

<http://www.cs.ubc.ca/~tmm/courses/cpsc111-06-spr>

News

- labs last week
 - still time to work through lab 7 (midterm correction)
 - **can earn back up to 5 out of 70 points**
- rest of Assignment 2 handed back at end of class
- Assignment 3 posted
 - due Friday Apr 7, 5pm
 - start now, don't wait!

2

Reading

- This week: Chap 13, except 13.8.3

3

Recap: Polymorphism

- reference to interface type can reference instance of *any* class implementing that interface
 - **static type**: type that variable declared to be
 - determines which members of class can be invoked
 - **dynamic type**: type that variable actually references
 - determines which version of method is called

4

Correction/Recap: Interfaces as Contract

- Can write code that works on anything that fulfills contract
 - even classes that don't exist yet!
- Example: Comparable
 - useful if you need to sort items
 - `compareTo(object)`
 - returns `int < 0` if this object less than parameter
 - returns `0` if same
 - returns `int > 0` if this object greater than parameter

5

Recap: Wrappers

- Many classes implement Comparable interface
 - Byte, Character, Double, Float, Integer, Long, Short, String
 - each implements own version of `compareTo`
- Wrapper classes
 - wraps up (encapsulates) primitive type
 - Double: object wrapping primitive double
 - No: `sort(double[] myData);`
 - Yes: `sort(Double[] myData);`

6

Comparable

- sort method that works on array of objects of any type that implements Comparable
 - type guaranteed to have compareTo method
- we need to sort
 - int
 - String
 - Bunny
 - Giraffe
 - ...

7

Multiple Interfaces

- Classes can implement more than one interface at once
 - contract to implement all abstract methods defined in every interface it implements

```
public class MyClass implements Interface1, Interface2,
    Interface3
{
}
```

8

Objectives

- Understanding inheritance
 - and class hierarchies
- Understanding method overriding
 - and difference with method overloading
- Understanding when and how to use abstract classes

9

Vending Science Marches On...

- CokeMachine2 class had limited functionality
 - buyCoke()
 - what if run out of cans?
- Let's build the Next Generation
 - just like old ones, but add new exciting loadCoke() functionality
- How do we create

CokeMachine2000

10

Reminder: CokeMachine2

```
public class CokeMachine2 {
    private static int totalMachines = 0;
    private int numberOfCans;

    public CokeMachine2() {
        numberOfCans = 10;
        System.out.println("Adding another machine to your empire with "
            + numberOfCans + " cans of Coke");
        totalMachines++;
    }
    public CokeMachine2(int n) {
        numberOfCans = n;
        System.out.println("Adding another machine to your empire with "
            + numberOfCans + " cans of Coke");
        totalMachines++;
    }
    public static int getTotalMachines() { return totalMachines; }
    public int getNumberOfCans() { return numberOfCans; }
    public void buyCoke() {
        if (numberOfCans > 0) {
            numberOfCans = numberOfCans - 1;
            System.out.println("Have a Coke");
            System.out.print(numberOfCans);
            System.out.println(" cans remaining");
        } else {
            System.out.println("Sold Out");
        }
    }
}
```

11

One Way: Copy CM2, Change Name, ...

```
public class CokeMachine2000 {
    private static int totalMachines = 0;
    private int numberOfCans;

    public CokeMachine2000() {
        numberOfCans = 10;
        System.out.println("Adding another machine to your empire with "
            + numberOfCans + " cans of Coke");
        totalMachines++;
    }
    public CokeMachine2000(int n) {
        numberOfCans = n;
        System.out.println("Adding another machine to your empire with "
            + numberOfCans + " cans of Coke");
        totalMachines++;
    }
    public static int getTotalMachines() { return totalMachines; }
    public int getNumberOfCans() { return numberOfCans; }
    public void buyCoke() {
        if (numberOfCans > 0) {
            numberOfCans = numberOfCans - 1;
            System.out.println("Have a Coke");
            System.out.print(numberOfCans);
            System.out.println(" cans remaining");
        } else {
            System.out.println("Sold Out");
        }
    }
}
```

12

...Then Add New Method

```
public void loadCoke(int n)
{
    numberOfCans = numberOfCans + n;
    System.out.println("Adding " + n + " cans to this machine");
}
}
```

13

Update The SimCoke Program

```
public class SimCoke2000
{
    public static void main (String[] args)
    {
        System.out.println("Coke machine simulator");
        CokeMachine2 cs = new CokeMachine2();
        CokeMachine2 engr = new CokeMachine2(237);
        CokeMachine2000 chan = new CokeMachine2000(1);
        cs.buyCoke();
        engr.buyCoke();
        chan.buyCoke();
        chan.loadCoke(150);
        chan.buyCoke();
    }
}
```

14

It Works!

```
> java SimCoke2000
Coke machine simulator
Adding another machine to your empire with 10 cans of Coke
Adding another machine to your empire with 237 cans of Coke
Adding another machine to your empire with 1 cans of Coke
Have a Coke
9 cans remaining
Have a Coke
236 cans remaining
Have a Coke
0 cans remaining
Adding 150 cans to this machine
Have a Coke
149 cans remaining
```

15

Is There An Easier Way...

...to create a new and improved CokeMachine class from the old CokeMachine class without copying all the code?

16

Is There An Easier Way...

...to create a new and improved CokeMachine class from the old CokeMachine class without copying all the code?

No.

17

Is There An Easier Way...

...to create a new and improved CokeMachine class from the old CokeMachine class without copying all the code?

No. OK, I lied. There is an easier way. I'm just checking to see if you're awake.

Here's how easy it is. We use the reserved word **extends** like this...

18

Easier Way (First Pass)

```
public class CokeMachine2000 extends CokeMachine2
{
    public void loadCoke(int n)
    {
        numberOfCans = numberOfCans + n;
        System.out.println("Adding " + n + " cans to this machine");
    }
}
```

- Create new class called CokeMachine2000
 - inherits all methods and variables from CokeMachine2
 - mostly true...we'll see some exceptions later
 - can just add new variables and methods
 - Inheritance: process by which new class is derived from existing one
 - fundamental principle of object-oriented programming

19

Easier Way (First Pass)

```
public class CokeMachine2000 extends CokeMachine2
{
    public void loadCoke(int n)
    {
        numberOfCans = numberOfCans + n;
        System.out.println("Adding " + n + " cans to this machine");
    }
}
```

- Variables and methods in CokeMachine2 class definition are included in the CokeMachine2000 definition
 - even though you can't see them
 - just because of word **extends**

20

Testing With SimCoke

```
public class SimCoke2000
{
    public static void main (String[] args)
    {
        System.out.println("Coke machine simulator");
        CokeMachine2 cs = new CokeMachine2();
        CokeMachine2 engr = new CokeMachine2(237);
        CokeMachine2000 chan = new CokeMachine2000(1);
        cs.buyCoke();
        engr.buyCoke();
        chan.buyCoke();
        chan.loadCoke(150);
        chan.buyCoke();
    }
}

1 error found:
File: SimCoke2000.java [line: 8]
Error: cannot resolve symbol
symbol : constructor CokeMachine2000 (int)
location: class CokeMachine2000
```

OOPS! What happened?

21

Easier Way (Second Pass)

```
public class CokeMachine2000 extends CokeMachine2
{
    public CokeMachine2000() {
        super();
    }
    public CokeMachine2000(int n) {
        super(n);
    }
    public void loadCoke(int n)
    {
        numberOfCans = numberOfCans + n;
        System.out.println("Adding " + n + " cans to this machine");
    }
}
```

- Subclass (child class) inherits all methods **except** constructor methods from superclass (parent class)
- Using reserved word **super** in subclass constructor tells Java to call appropriate constructor method of superclass
 - also makes our intentions with respect to constructors explicit

22

Testing Second Pass

```
public class CokeMachine2000 extends CokeMachine2
{
    public CokeMachine2000()
    {
        super();
    }

    public CokeMachine2000(int n)
    {
        super(n);
    }

    public void loadCoke(int n)
    {
        numberOfCans = numberOfCans + n;
        System.out.println("Adding " + n + " cans to this machine");
    }
}

2 errors found:
File: CokeMachine2000.java [line: 15]
Error: numberOfCans has private access in CokeMachine2
File: CokeMachine2000.java [line: 15]
Error: numberOfCans has private access in CokeMachine2
```

23

Easier Way (Third Pass)

```
public class CokeMachine2000 extends CokeMachine2
{
    public CokeMachine2000() {
        super();
    }
    public CokeMachine2000(int n) {
        super(n);
    }
    public void loadCoke(int n)
    {
        numberOfCans = numberOfCans + n;
        System.out.println("Adding " + n + " cans to this machine");
    }
}
```

- Subclass inherits all variables of superclass
- But private variables cannot be directly accessed, even from subclass

```
public class CokeMachine2
{
    private static int totalMachines = 0;
    private int numberOfCans;
```

24

Easier Way (Third Pass)

```
public class CokeMachine2000 extends CokeMachine2
{
    public CokeMachine2000() {
        super();
    }
    public CokeMachine2000(int n) {
        super(n);
    }
    public void loadCoke(int n)
    {
        numberOfCans = numberOfCans + n;
        System.out.println("Adding " + n + " cans to this machine");
    }
}
```

- Simple fix: change access modifier to **protected** in superclass definition
 - protected variables can be directly accessed from declaring class and any classes derived from it

```
public class CokeMachine2
{
    private static int totalMachines = 0;
    protected int numberOfCans;
}
```

25

Testing With SimCoke

```
public class SimCoke2000
{
    public static void main (String[] args)
    {
        System.out.println("Coke machine simulator");
        CokeMachine2 cs = new CokeMachine2();
        CokeMachine2 engr = new CokeMachine2(237);
        CokeMachine2000 chan = new CokeMachine2000(1);
        cs.buyCoke();
        engr.buyCoke();
        chan.buyCoke();
        chan.loadCoke(150);
        chan.buyCoke();
    }
}
```

26

Testing With SimCoke

```
public class SimCoke2000
{
    public static void main (String[] args)
    {
        System.out.println("Coke machine simulator");
        CokeMachine2 cs = new CokeMachine2();
        CokeMachine2 engr = new CokeMachine2(237);
        CokeMachine2000 chan = new CokeMachine2000(1);
        cs.buyCoke();
        engr.buyCoke();
        chan.buyCoke();
        chan.loadCoke(150);
        chan.buyCoke();
    }
}
> java SimCoke2000
Coke machine simulator
Adding another machine to your empire with 10 cans of Coke
Adding another machine to your empire with 237 cans of Coke
Adding another machine to your empire with 1 cans of Coke
Have a Coke
9 cans remaining
Have a Coke
236 cans remaining
Have a Coke
0 cans remaining
Adding 150 cans to this machine
Have a Coke
149 cans remaining
>
```

27

Some Coke Machine History



early Coke Machine

- mechanical
- sealed unit, must be reloaded at factory
- no protection against vandalism

28

Some Coke Machine History



Coke Machine 2000

- electro-mechanical
- can be reloaded on site
- little protection against vandalism

29

Some Coke Machine History



Coke Machine UA*

- prototype cyberhuman intelligent mobile autonomous vending machine
- can reload itself in transit
- vandalism? bring it on

* Urban Assault

30

Some Coke Machine History



Coke Machine UA

Assuming that previous generation CokeMachine simulations have wimpy `vandalize()` methods built-in to model their gutless behavior when faced with a crowbar-wielding human, how do we create the UA class with true vandal deterrence?

31

Method Overriding

- If child class defines method with same name and signature as method in parent class
 - say child's version **overrides** parent's version in favor of its own

32

Method Overriding

```
public class CokeMachine2
{
    private static int totalMachines = 0;
    protected int numberOfCans;

    public CokeMachine2()
    {
        numberOfCans = 10;
        System.out.println("Adding another machine to your empire with "
            + numberOfCans + " cans of Coke");
        totalMachines++;
    }

    public CokeMachine2(int n)
    {
        numberOfCans = n;
        System.out.println("Adding another machine to your empire with "
            + numberOfCans + " cans of Coke");
        totalMachines++;
    }

    public static int getTotalMachines()
    {
        return totalMachines;
    }
}
```

33

Method Overriding

```
public int getNumberOfCans()
{
    return numberOfCans;
}

public void buyCoke()
{
    if (numberOfCans > 0)
    {
        numberOfCans = numberOfCans - 1;
        System.out.println("Have a Coke");
        System.out.print(numberOfCans);
        System.out.println(" cans remaining");
    }
    else
    {
        System.out.println("Sold Out");
    }
}

public void vandalize()
{
    System.out.println("Please don't hurt me...take all my money");
}
```

34

Method Overriding

```
public class CokeMachine2000 extends CokeMachine2
{
    public CokeMachine2000()
    {
        super();
    }

    public CokeMachine2000(int n)
    {
        super(n);
    }

    public void loadCoke(int n)
    {
        numberOfCans = numberOfCans + n;
        System.out.println("loading " + n + " cans");
    }

    public void vandalize() // this overrides the vandalize method from parent
    {
        System.out.println("Stop it! Never mind, here's my money");
    }
}
```

35

Method Overriding

```
public class CokeMachineUA extends CokeMachine2000
{
    public CokeMachineUA()
    {
        super();
    }

    public CokeMachineUA(int n)
    {
        super(n);
    }

    public void vandalize() // this overrides the vandalize method from parent
    {
        System.out.println("Eat lead and die, you slimy Pepsi drinker!!");
    }
}
```

36

Method Overriding

```
public class SimVend
{
    public static void main (String[] args)
    {
        CokeMachine2[] mymachines = new CokeMachine2[5];
        mymachines[0] = new CokeMachine2();
        mymachines[1] = new CokeMachine2000();
        mymachines[2] = new CokeMachineUA();

        for (int i = 0; i < mymachines.length; i++)
        {
            if (mymachines[i] != null)
            {
                mymachines[i].vandalize();
            }
        }
    }
}

> java SimVend
Adding another machine to your empire with 10 cans of Coke
Adding another machine to your empire with 10 cans of Coke
Adding another machine to your empire with 10 cans of Coke
Please don't hurt me...take all my money
Stop it! Never mind, here's my money.
Eat lead and die, you slimy Pepsi drinker!!
```

37

Method Overriding

- If child class defines method with same name and signature as method in parent class
 - say child's version **overrides** parent's version in favor of its own
 - reminder: signature is number, type, and order of parameters
- Writing our own `toString()` method for class overrides existing, inherited `toString()` method
 - Where was it inherited from?

38

Method Overriding

- Where was it inherited from?
 - All classes that aren't explicitly extended from a named class are by default extended from `Object` class
 - `Object` class includes a `toString()` method
 - so... class header

```
public class myClass
```
 - is actually same as

```
public class myClass extends Object
```

39

Overriding Variables

- You can, but you shouldn't

40

Overriding Variables

- You can, but you shouldn't
- Possible for child class to declare variable with same name as variable inherited from parent class
 - one in child class is called **shadow variable**
 - confuses everyone!
- Child class already can gain access to inherited variable with same name
 - there's no good reason to declare new variable with the same name

41

Another View of Polymorphism

- From Just Java 2 by Peter van der Linden:
 - Polymorphism is a complicated name for a straightforward concept. It merely means using the same one name to refer to different methods. "Name reuse" would be a better term.
- Polymorphism made possible in Java through method **overloading** and method **overriding**
 - remember method overloading?


42

Method Overloading and Overriding

- Method overloading: "easy" polymorphism
 - in any class can use same name for several different (but hopefully related) methods
 - methods must have different signatures so that compiler can tell which one is intended
- Method overriding: "complicated" polymorphism
 - subclass has method with same signature as a method in the superclass
 - method in derived class overrides method in superclass
 - resolved at execution time, not compilation time
 - some call it true polymorphism

43

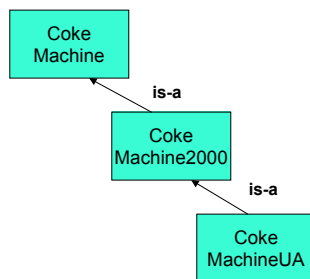
A New Wrinkle



- Expand vending machine empire to include French fry machines
 - is a French fry machine a subclass of Coke Machine?

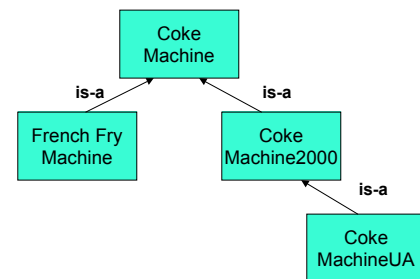
44

If We Have This Class Hierarchy...



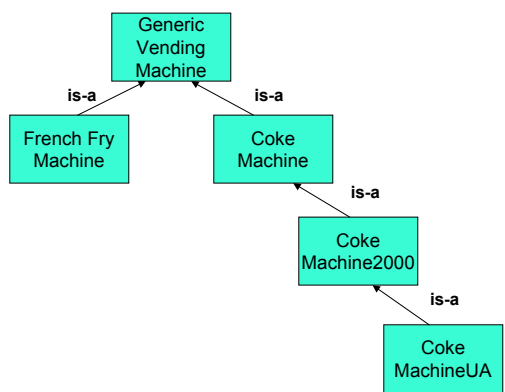
45

...Does This Make Sense?



46

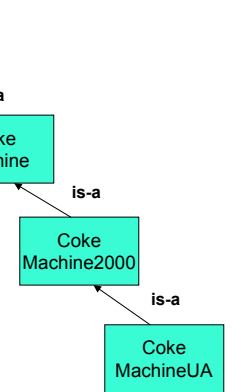
Does This Make More Sense?



47

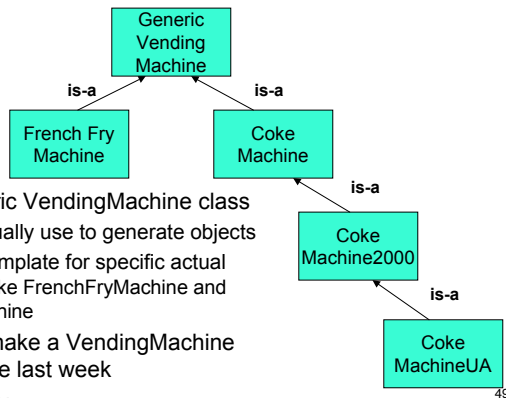
Does This Make More Sense?

- Want generic VendingMachine class
 - don't actually use to generate objects
 - use as template for specific actual classes like FrenchFryMachine and CokeMachine



48

Does This Make More Sense?



- Want generic VendingMachine class
 - don't actually use to generate objects
 - use as template for specific actual classes like FrenchFryMachine and CokeMachine
- One way: make a VendingMachine interface like last week
- Another way...

49

Abstract Classes

- Abstract classes serve as place holders in class hierarchy
- Abstract class typically used as partial description inherited by all its descendants
- Description insufficient to be useful by itself
 - cannot instantiated if defined properly
- Descendent classes supply additional information so that instantiation is meaningful
 - abstract class is generic concept in class hierarchy
 - class becomes abstract by including the **abstract** modifier in class header

50

Abstract Classes

```
public abstract class GenericVendingMachine
{
    private int numberOfItems;
    private double cashIn;

    public GenericVendingMachine()
    {
        numberOfItems = 0;
    }

    public boolean vendItem()
    {
        boolean result;
        if (numberOfItems > 0)
        {
            numberOfItems--;
            result = true;
        }
        else
        {
            result = false;
        }
        return result;
    }
}
```

51

Abstract Classes

```
public void loadItems(int n)
{
    numberOfItems = n;
}

public int getNumberOfItems()
{
    return numberOfItems;
}
}
```

52

Abstract Classes

```
public class CokeMachine3 extends VendingMachine
{
    public CokeMachine3()
    {
        super();
    }

    public CokeMachine3(int n)
    {
        super();
        this.loadItems(n);
    }

    public void buyCoke()
    {
        if (this.vendItem())
        {
            System.out.println("Have a nice frosty Coca-Cola!");
            System.out.println(this.getNumberOfItems() + " cans of Coke remaining");
        }
        else
        {
            System.out.println("Sorry, sold out");
        }
    }
}
```

53

Abstract Classes

```
public void loadCoke(int n)
{
    this.loadItems(this.getNumberOfItems() + n);
    System.out.println("Adding " + n +
        " ice cold cans of Coke to this machine");
}
}
```

54