

Lecture 5: Visual Encoding Principles

Information Visualization
CPSC 533C, Fall 2011

Tamara Munzner

UBC Computer Science

Wed, 21 September 2011

Required Readings

Chapter 3: Visual Encoding Principles
(this time: first 25 pages, Sec 3.1-3.4)
(next time: last 11 pages, Sec 3.5)

Representing Colors as Three Numbers, Maureen Stone, IEEE
CG&A 25(4):78-85, Jul 2005.

Further Reading

The Psychophysics of Sensory Function. S. S. Stevens, Sensory Communication, MIT Press, 1961, pp 1-33.

Graphical Perception: Theory, Experimentation and the Application to the Development of Graphical Models. William S. Cleveland, Robert McGill, J. Am. Stat. Assoc. 79:387, pp. 531-554, 1984.

Automating the Design of Graphical Presentations of Relational Information. Jock Mackinlay, ACM Transaction on Graphics, vol. 5, no. 2, April 1986, pp. 110-141.

Semiology of Graphics. Jacques Bertin, Gauthier-Villars 1967, EHESS 1998

The Grammar of Graphics. Leland Wilkinson, Springer-Verlag 1999

Further Reading

Stone. Color In Information Display. IEEE Visualization 2006
Course Notes. <http://www.stonesc.com/Vis06>

A Field Guide To Digital Color, Maureen Stone, AK Peters 2003.

Tufte, Envisioning Information. Chapter 5: Color and Information

Ware, Information Visualization: Perception for Design:

Ch 3: Lightness, Brightness, Contrast, and Constancy

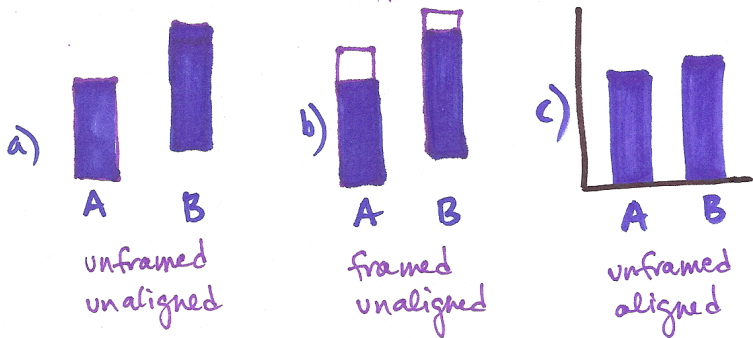
Ch 4: Color

Ch 5: Visual Attention and Information That Pops Out

Ch 6: Static and Moving Patterns

Ch 8: Space Perception and the Display of Data in Space

Relative vs Absolute Perception: Length

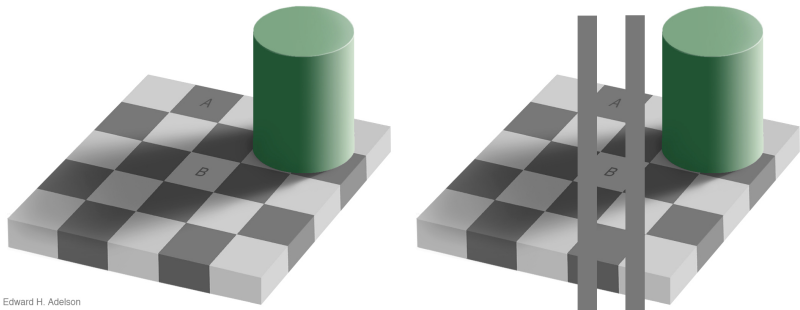


- Weber's Law: relative judgements
 - ratio of increment threshold to background intensity is constant

$$\frac{\Delta I}{I} = K$$

- filled rectangles vs white rectangles


Relative vs Absolute Perception: Lightness



Edward H. Adelson

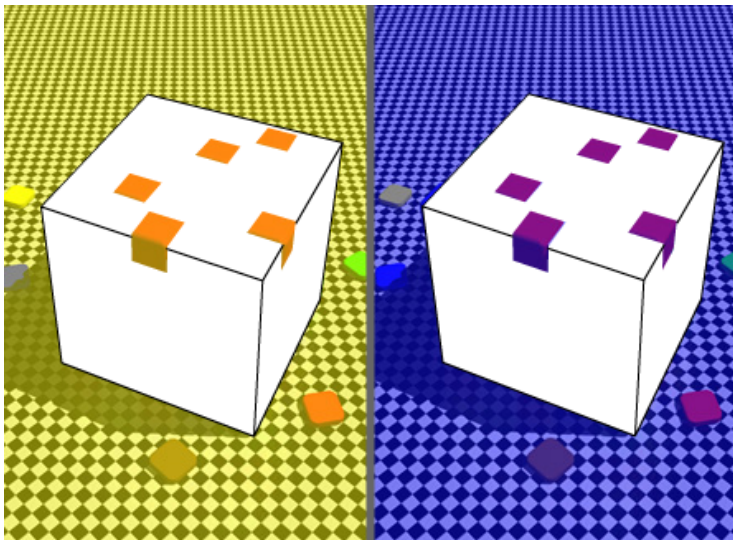
[Edward H. Adelson,
http://persci.mit.edu/_media/gallery/checkershadow_double_full.jpg]

Relative vs Absolute Perception: Color



[Purves. <http://www.purveslab.net/seeforyourself/>]

Relative vs Absolute Perception: Color



[Purves. <http://www.purveslab.net/seeforyourself/>]

Image Theory

- marks : geometric primitives

- points



- lines



- areas



- visual channels: control appearance of marks

- position

horizontal



vertical



both



- color



- tilt



- shape



- size



Visual Encoding

- analyze as combination of marks and channels showing abstract data dimensions



1: vertical position

mark: line



2: vertical position,
horizontal position

mark: point



3: vertical position,
horizontal position,
color

mark: point



4: vertical position,
horizontal position,
color,
size

mark: point

Visual Channel Types and Rankings

What/where

How much

Visual Channel Types and Rankings

What/where

planar position 

color hue 


shape 


stipple pattern 


How much


Visual Channel Types and Rankings

What/where


planar position 


color hue 


shape 


stipple pattern 


How much


position on common scale 


position on unaligned scale 


length (1D size) 


tilt, angle 


area (2D size) 

curvature 

volume (3D size) 

lightness black/white 





color saturation 

stipple density 











Visual Channel Types and Rankings

Categorical

What/where

- planar position 
- color hue 
- shape 
- stipple pattern 

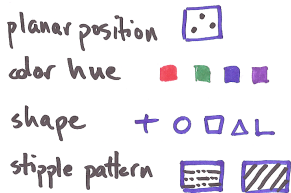
How much

- position on common scale 
- position on unaligned scale 
- length (1D size) 
- tilt, angle 
- area (2D size) 
- curvature 
- volume (3D size) 
- lightness black/white 
- color saturation 
- stipple density 

Visual Channel Types and Rankings


Categorical

What/where



Ordered: Ordinal/Quantitative





How much







Visual Channel Types and Rankings

Categorical

What/where











- planar position 
- color hue 
- shape 
- stipple pattern 

Grouping

- Containment (2D) 
- Connection (1D) 
- Similarity (other channels) 
- Proximity (position) 

Ordered: Ordinal/Quantitative





How much

- position on common scale 
- position on unaligned scale 
- length (1D size) 
- tilt, angle 
- area (2D size) 
- curvature 
- volume (3D size) 
- lightness black/white 
- color saturation 
- stipple density 

Visual Channel Types and Rankings





Categorical

What/where

- planar position 
- color hue 
- shape 
- stipple pattern 











Relational, Same Category

Grouping

- containment (2D) 
- connection (1D) 
- Similarity (other channels) 
- Proximity (position) 

Ordered: Ordinal/Quantitative

How much

- position on common scale 
- position on unaligned scale 
- length (1D size) 
- tilt, angle 
- area (2D size) 
- curvature 
- volume (3D size) 
- lightness black/white 
- color saturation 
- stipple density 

Only Planar Position Works For All!

Categorical

What/where

planar position 

color hue 

shape 

stipple pattern 

Relational, Same Category

Grouping

Containment (2D) 

Connection (1D) 

Similarity (other channels) 

Proximity (position) 

Ordered: Ordinal/Quantitative


How much

position on common scale 

position on unaligned scale 

length (1D size) 

tilt, angle 

area (2D size) 

curvature 

volume (3D size) 

lightness black/white 

color saturation 

stipple density 

Ranking Differs For All Other Channels

Categorical

What/where

planar position 

color hue 

shape 

stipple pattern 

Relation, Same Category
Grouping

Containment (2D) 

Connection (1D) 

Similarity (other channels) 

Proximity (position) 

Ordered: Ordinal/Quantitative


How much

position on common scale 

position on unaligned scale 

length (1D size) 

tilt, angle 

area (2D size) 

curvature 

volume (3D size) 

lightness black/white 

color saturation 

stipple density 

Grouping Channels



a)

proximity



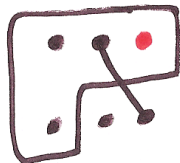
b)

similarity (color)



c)

connection



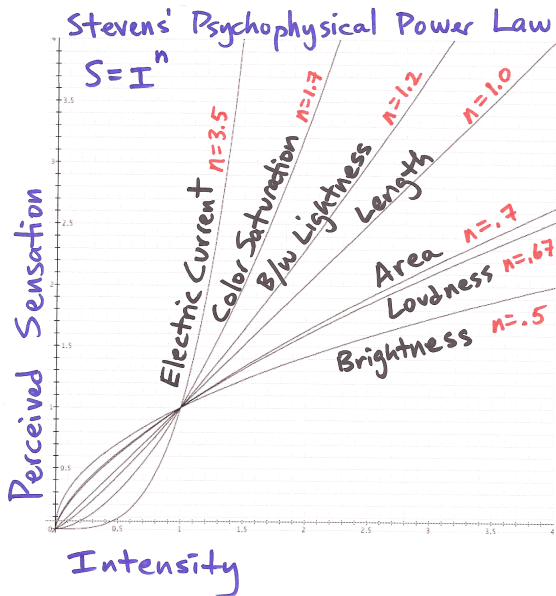
d)

containment

Expressiveness and Effectiveness

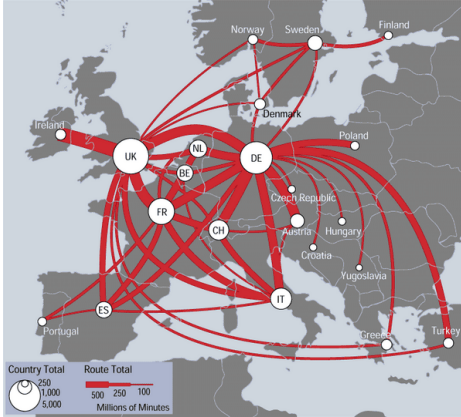
- expressiveness principle
 - pick visual channel to express all of and only information in dataset
- effectiveness principle
 - ranking of channel should match importance of attribute
- what criteria determine channel ranks?
 - accuracy, discriminability, separability, popout
 - grouping precedence

Accuracy




Discriminability


- limits on available dynamic range




Separability vs. Integrality



Separability vs. Integrality



position
hue (color)



fully separable

2 groups each

Separability vs. Integrality



position
hue (color)

fully separable

2 groups each




size
hue (color)

some
interference

difficult to
discriminate
small items

(2 groups each)



Separability vs. Integrality



position
hue (color)

fully separable

2 groups each



size
hue (color)

some
interference

difficult to
discriminate
small items

2 groups each




size: width
size: height

some/significant
interference

integral
percept:
area
(planar size)

3 groups



Separability vs. Integrality



position
hue (color)

fully separable

2 groups each



size
hue (color)

some
interference

difficult to
discriminate
small items

2 groups each




size: width
size: height

some/significant
interference

integral
percept:
area
(planar size)

3 groups




red
green

major
interference

integral
percept:
color/hue

4 groups

Separability vs. Integrality



position
hue (color)

fully separable

2 groups each



size
hue (color)

some
interference

difficult to
discriminate
small items

(2 groups each)




size: width
size: height

some/significant
interference

integral
percept:
area
(planar size)

3 groups



red
green

major
interference

integral
percept:
color/hue

4 groups

Separability vs. Integrality



position
hue (color)

fully separable

2 groups each



size
hue (color)

some
interference

difficult to
discriminate
small items

2 groups each




size: width
size: height

some/significant
interference

integral
percept:
area
(planar size)

3 groups



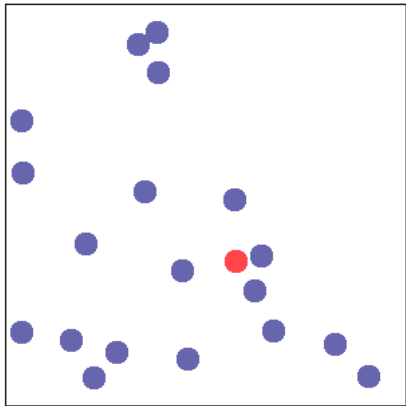
red
green

major
interference

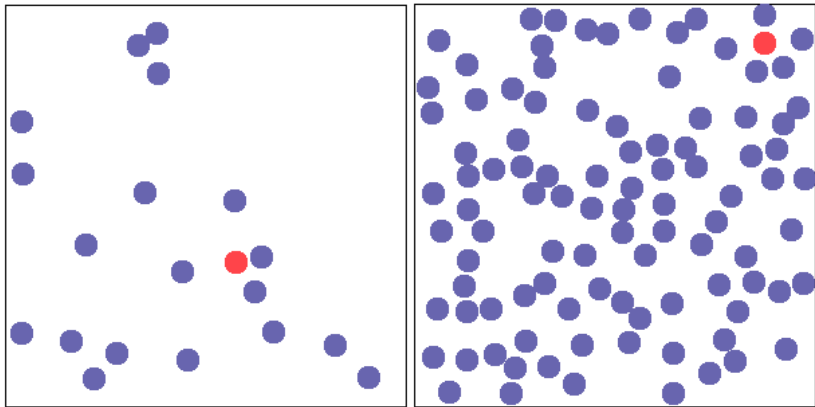
integral
percept:
color/hue

4 groups

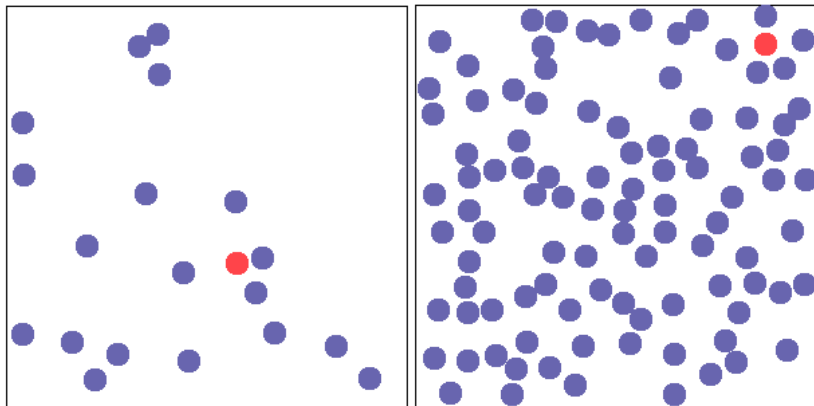
Visual Popout



Visual Popout

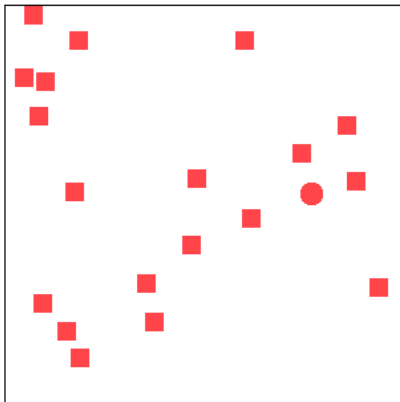


Visual Popout

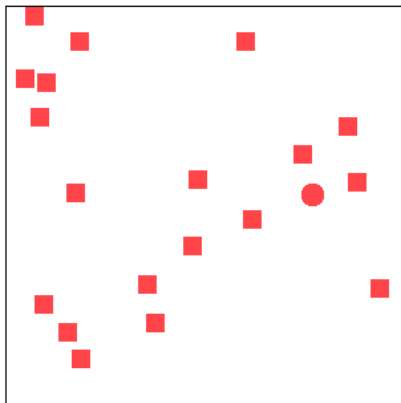


- parallelism: independent of distractor count

Visual Popout

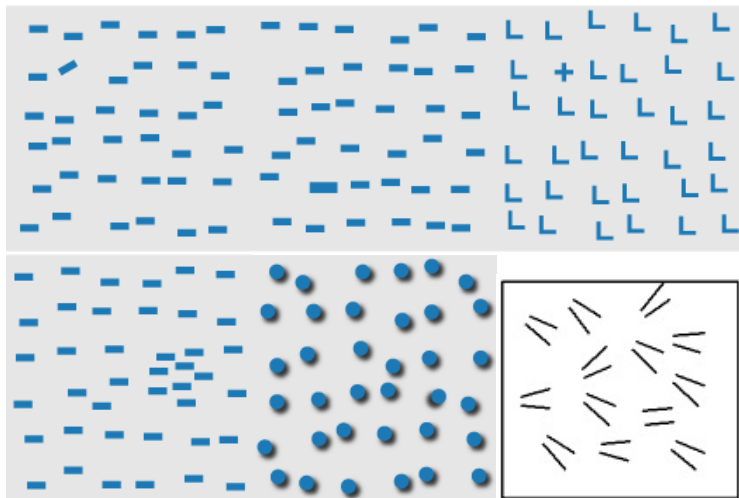


Visual Popout

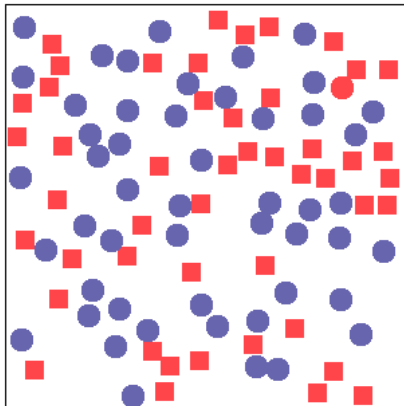


- speed depends on: which channel, difference from surroundings
 - 'sufficiently different' is context dependent

Popout Channels: Many But Not All



Popout Limits







- combination searches are serial
 - exception: a few pairs

Visual Channel Types and Rankings





Categorical

What/where

- planar position 
- color hue 
- shape 
- stipple pattern 











Relational, Same Category

Grouping

- containment (2D) 
- connection (1D) 
- Similarity (other channels) 
- Proximity (position) 

Ordered: Ordinal/Quantitative

How much

- position on common scale 
- position on unaligned scale 
- length (1D size) 
- tilt, angle 
- area (2D size) 
- curvature 
- volume (3D size) 
- lightness black/white 
- color saturation 
- stipple density 

Grouping: Precedence Not Effectiveness

- all channels effective; rank is order of precedence




a)

proximity



b)

similarity (color)



c)

sim (size)

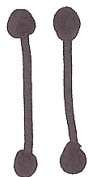


d)

sim (shape)

Grouping: Precedence Not Effectiveness

- all channels effective; rank is order of precedence




a)

proximity



b)

similarity (color)



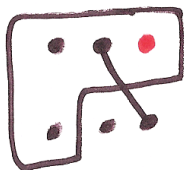
c)

sim (size)



d)

sim (shape)



containment overrides connection

Power of Planar Position

Categorical

What/where

planar position 

color hue 

shape 

stipple pattern 

Relational, Same Category

Grouping

Containment (2D) 

Connection (1D) 

Similarity (other channels) 

Proximity (position) 

Ordered: Ordinal/Quantitative


How much

position on common scale 

position on unaligned scale 

length (1D size) 

tilt, angle 

area (2D size) 

curvature 

volume (3D size) 

lightness black/white 

color saturation 

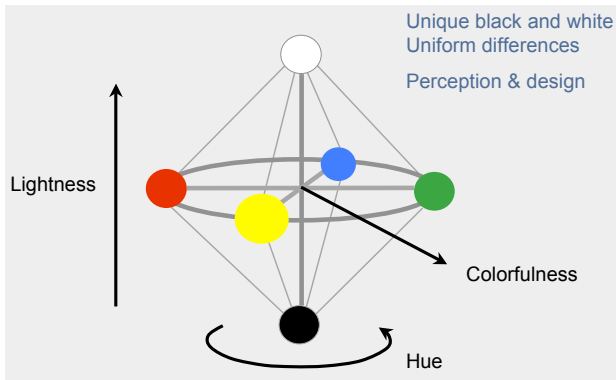
stipple density 

Color Vision Process

- rods
 - B/W info in low-light conditions
 - not discussed further
- 3 cone types
 - sensors: RGB
- 3 opponent color channels
 - one luminance: black/white
 - two “color”: red/green, blue/yellow
- color deficiency
 - one hue channel collapsed
 - sex-linked mutation: 8% of men, .5% of women

Luminance, Saturation, Hue

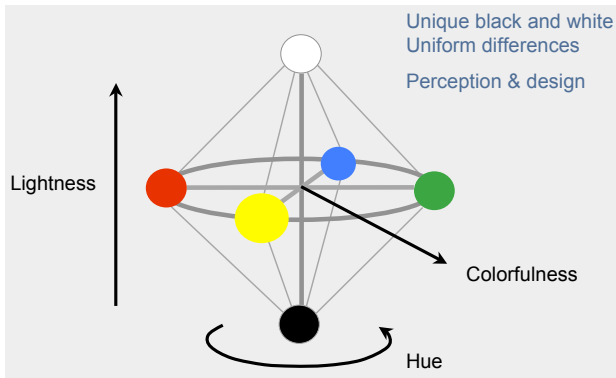

- luminance: how much
- saturation: how much
- hue: what



[Stone, Representing Color As Three Numbers, CG&A 25(4):78-85]

Ordered: Lum/Sat, Unordered: Hue

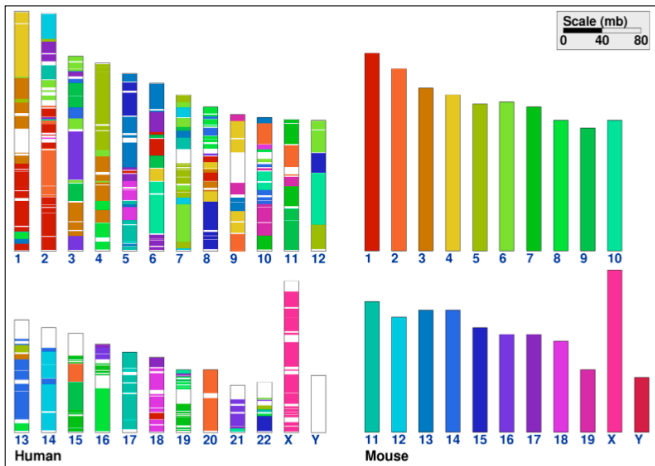
- luminance: how much
- saturation: how much
- hue: what



[Stone, Representing Color As Three Numbers, CG&A 25(4):78-85]

Discriminability: Categorical Color

- noncontiguous small regions: 6-12 bins



[Sinha and Meller. Cinteny: flexible analysis and visualization of synteny and genome rearrangements in multiple organisms. Bioinformatics 2007]

Other Channels

- size: how much
 - small sizes interfere with many other channels
- tilt/angle: both



monotonic
within quadrant:
how much



between
quadrants:
what



between quadrants:
diverging

- shape: what
- stipple: how much
 - interferes with luminance
- motion: how much
 - grabs attention, difficult to attend to other channels

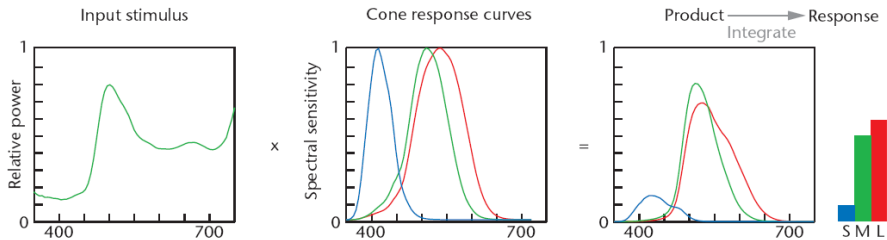
Color As Three Numbers

Stone

Representing Color As Three Numbers, CG&A 25(4):78-85

Trichromacy

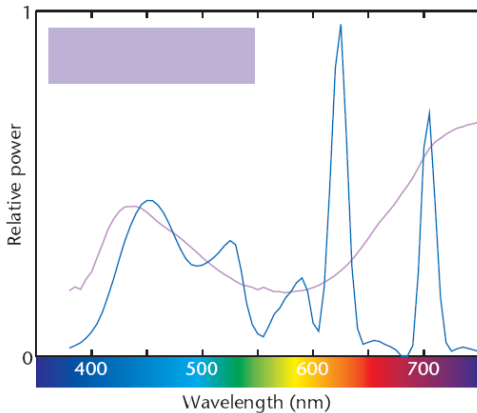
- different cone responses area function of wavelength
- for a given spectrum
 - multiply by response curve
 - integrate to get response



[Stone, Representing Color As Three Numbers, CG&A 25(4):78-85,
www.stonesc.com/pubs/Stone%20CGA%2007-2005.pdf]

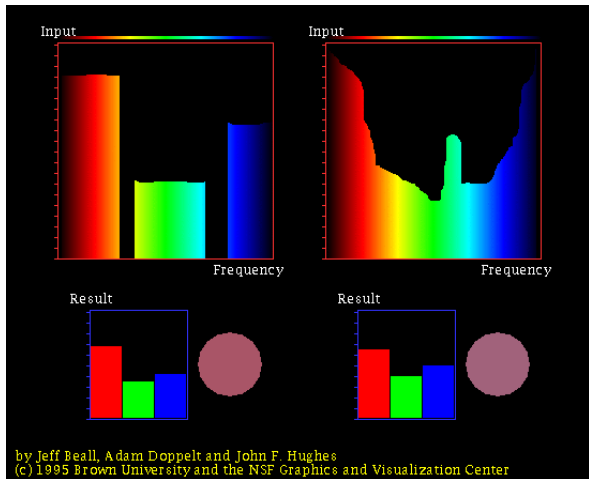
Metamerism

- brain sees only cone response
- different spectra appear the same



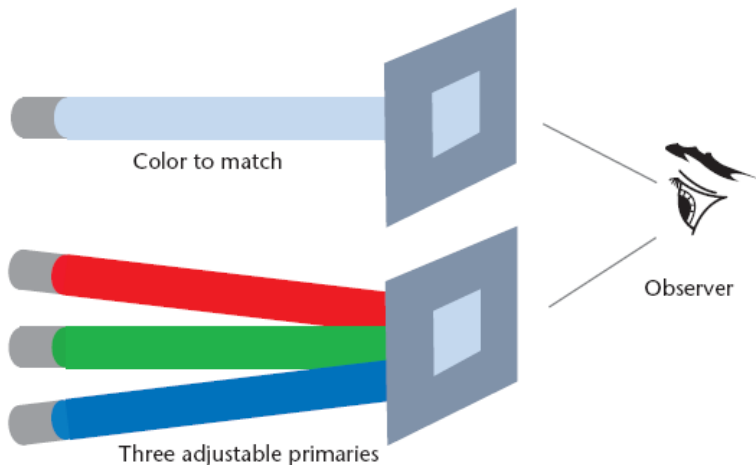
[Stone, Representing Color As Three Numbers, CG&A 25(4):78-85,
www.stonesc.com/pubs/Stone%20CGA%2007-2005.pdf]

Metamerism Demo



[www.cs.brown.edu/exploratories/freeSoftware/repository/edu/brown/cs/exploratories/applets/spectrum/metamers_java_browser.html]

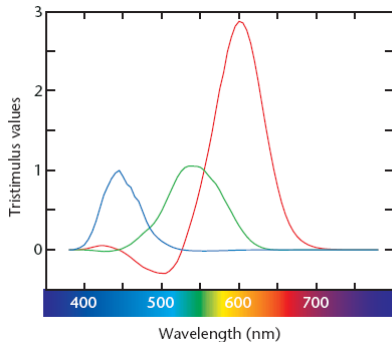
Color Matching Experiments



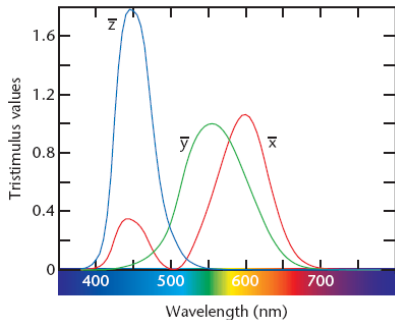
[Stone, Representing Color As Three Numbers, CG&A 25(4):78-85,
www.stonesc.com/pubs/Stone%20CGA%2007-2005.pdf]

Color Matching Functions

Stiles-Burch, negative lobe



CIE standard, all positive



[Stone, Representing Color As Three Numbers, CG&A 25(4):78-85,
www.stonesc.com/pubs/Stone%20CGA%2007-2005.pdf]

Color Spaces

- RGB: convenient for machines
 - these three channels **not** separable
- CIE XYZ: from color matching functions
 - perceptually based
- L*a*b*: from XYZ + reference whitepoint
 - perceptually linear, safe to interpolate
- HLS: simple transformation of RGB
 - good: separates out lightness, hue, saturation channels
 - bad: lightness **not** true luminance
 - careful: only **pseudo**-perceptual!

Lightness vs Luminance



Corners of the
RGB color cube



Luminance values



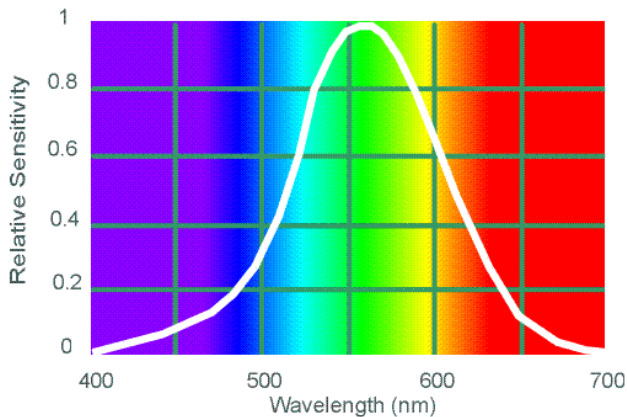
L* values



L from HLS
All the same

[Stone. Color In Information Display. IEEE Visualization 2006 Course Notes.
<http://www.stonesc.com/Vis06>]

Spectral Sensitivity



[Joy of Visual Perception, Peter Kaiser. <http://www.yorku.ca/eye/photopik.htm>]